

For Project: Mileham 16/3/23  
 Project Notes: By the old school facing East  
 Location/Name: Incoming  
 Report Generated: 16/03/2023 20:26  
 Speed Intervals: 5 MPH  
 Time Intervals: Instant  
 Traffic Report From: 17/02/2023 17:00:00 through 16/03/2023 19:59:59  
 85th Percentile Speed: 34.7 MPH  
 85th Percentile Vehicles: 20000  
 Max Speed: 70 MPH on 25/02/2023 17:45:00  
 Total Vehicles: 23529  
 AADT: 867

## Volumes - weekly counts

Time	5 Day	7 Day
Average Daily	986	877
AM Peak	107	86
PM Peak	95	86

## Speed

Speed Limit: 35  
 85th Percentile Speed: 34.7  
 50th Percentile Speed: 29  
 10 MPH Pace Interval: 25.0 MPH to 35.0 MPH  
 Average Speed: 27.98

	Monday	Tuesday	Wednesday	Thursday	Friday	Saturday	Sunday
Count over limit	516	406	426	485	490	359	388
% over limit	12.9	12.7	13.7	10.6	12.8	15.0	16.0
Avg Speeder	39.3	39.4	39.4	39.4	39.7	39.6	39.2

Day/Time Ending	85th pctl (MPH)	85th pctl cnts	Total Cnts	Max Speed	Avg Speeder	% Speeders
17/02/2023 06:00:00 PM	35.7	70	82	55	40.6	15.9%
17/02/2023 07:00:00 PM	38.2	42	50	45	38.8	30.0%
17/02/2023 08:00:00 PM	42.5	30	35	55	45.0	22.9%
17/02/2023 09:00:00 PM	39.0	16	19	45	38.9	36.8%
17/02/2023 10:00:00 PM	35.0	6	7	45	42.5	14.3%
17/02/2023 11:00:00 PM	40.0	13	15	55	47.5	20.0%
18/02/2023 12:00:00 AM	40.0	8	9	55	42.5	33.3%
18/02/2023 01:00:00 AM	0.0	0	0	0	0.0	0.0%
18/02/2023 02:00:00 AM	35.0	1	1	35	0.0	0.0%
18/02/2023 03:00:00 AM	0.0	0	0	0	0.0	0.0%
18/02/2023 04:00:00 AM	0.0	0	0	0	0.0	0.0%
18/02/2023 05:00:00 AM	30.0	1	1	30	0.0	0.0%
18/02/2023 06:00:00 AM	40.0	2	2	40	37.5	50.0%
18/02/2023 07:00:00 AM	42.5	8	9	45	40.0	44.4%
18/02/2023 08:00:00 AM	41.7	14	16	45	40.5	31.3%
18/02/2023 09:00:00 AM	35.0	35	41	50	40.0	14.6%
18/02/2023 10:00:00 AM	34.6	51	60	45	38.8	13.3%
18/02/2023 11:00:00 AM	34.0	60	70	50	40.0	8.6%
18/02/2023 12:00:00 PM	33.3	61	72	40	37.5	2.8%
18/02/2023 01:00:00 PM	35.0	62	73	45	38.4	15.1%
18/02/2023 02:00:00 PM	34.4	57	67	50	40.6	11.9%
18/02/2023 03:00:00 PM	33.4	60	71	40	37.5	7.0%
18/02/2023 04:00:00 PM	34.1	54	63	40	37.5	7.9%
18/02/2023 05:00:00 PM	34.6	44	52	45	38.3	11.5%
18/02/2023 06:00:00 PM	33.8	46	54	40	37.5	7.4%
18/02/2023 07:00:00 PM	37.0	30	35	45	38.9	20.0%
18/02/2023 08:00:00 PM	38.3	21	25	50	41.7	24.0%
18/02/2023 09:00:00 PM	42.5	14	16	45	42.5	25.0%
18/02/2023 10:00:00 PM	38.3	8	10	45	38.8	40.0%
18/02/2023 11:00:00 PM	38.3	11	13	55	41.3	30.8%
19/02/2023 12:00:00 AM	40.0	7	8	50	39.5	62.5%
19/02/2023 01:00:00 AM	50.0	7	8	55	43.8	50.0%
19/02/2023 02:00:00 AM	40.0	3	3	40	37.5	33.3%
19/02/2023 03:00:00 AM	0.0	0	0	0	0.0	0.0%
19/02/2023 04:00:00 AM	30.0	1	1	30	0.0	0.0%
19/02/2023 05:00:00 AM	0.0	0	0	0	0.0	0.0%
19/02/2023 06:00:00 AM	45.0	2	2	45	42.5	50.0%
19/02/2023 07:00:00 AM	35.0	4	5	40	37.5	20.0%
19/02/2023 08:00:00 AM	36.7	14	17	45	38.8	23.5%
19/02/2023 09:00:00 AM	40.0	20	24	65	41.5	41.7%
19/02/2023 10:00:00 AM	33.6	37	43	40	37.5	7.0%
19/02/2023 11:00:00 AM	35.8	48	56	50	40.3	16.1%
19/02/2023 12:00:00 PM	34.6	57	67	45	38.1	11.9%
19/02/2023 01:00:00 PM	34.6	57	67	40	37.5	11.9%
19/02/2023 02:00:00 PM	34.1	51	60	50	39.2	10.0%
19/02/2023 03:00:00 PM	33.8	44	52	45	38.8	7.7%
19/02/2023 04:00:00 PM	33.7	61	72	40	37.5	6.9%
19/02/2023 05:00:00 PM	34.4	60	71	45	38.1	11.3%
19/02/2023 06:00:00 PM	38.9	37	43	50	39.4	30.2%

19/02/2023 07:00:00 PM	38.3	20	24	55	40.0	33.3%
19/02/2023 08:00:00 PM	39.3	21	25	45	39.0	40.0%
19/02/2023 09:00:00 PM	34.2	12	14	45	42.5	7.1%
19/02/2023 10:00:00 PM	35.0	4	5	45	42.5	20.0%
19/02/2023 11:00:00 PM	38.8	8	9	40	37.5	44.4%
20/02/2023 12:00:00 AM	40.0	2	2	40	37.5	50.0%
20/02/2023 01:00:00 AM	0.0	0	0	0	0.0	0.0%
20/02/2023 02:00:00 AM	0.0	0	0	0	0.0	0.0%
20/02/2023 03:00:00 AM	45.0	2	2	45	42.5	50.0%
20/02/2023 04:00:00 AM	0.0	0	0	0	0.0	0.0%
20/02/2023 05:00:00 AM	45.0	2	2	45	40.0	100.0%
20/02/2023 06:00:00 AM	45.0	8	9	50	41.3	44.4%
20/02/2023 07:00:00 AM	37.5	26	31	45	38.8	25.8%
20/02/2023 08:00:00 AM	34.8	73	86	45	38.8	14.0%
20/02/2023 09:00:00 AM	33.4	87	102	40	37.5	6.9%
20/02/2023 10:00:00 AM	34.2	57	67	50	40.4	10.4%
20/02/2023 11:00:00 AM	33.6	55	65	45	38.8	6.2%
20/02/2023 12:00:00 PM	32.3	60	70	40	37.5	4.3%
20/02/2023 01:00:00 PM	34.3	53	62	45	38.9	11.3%
20/02/2023 02:00:00 PM	33.4	55	65	45	38.5	7.7%
20/02/2023 03:00:00 PM	34.1	49	58	45	39.5	8.6%
20/02/2023 04:00:00 PM	34.4	88	103	45	38.0	10.7%
20/02/2023 05:00:00 PM	34.6	77	91	45	37.9	13.2%
20/02/2023 06:00:00 PM	34.5	65	76	45	38.8	10.5%
20/02/2023 07:00:00 PM	36.2	43	51	50	40.8	17.6%
20/02/2023 08:00:00 PM	37.5	17	20	45	40.0	20.0%
20/02/2023 09:00:00 PM	39.0	12	14	55	40.0	42.9%
20/02/2023 10:00:00 PM	40.0	11	13	55	40.0	61.5%
20/02/2023 11:00:00 PM	35.0	5	6	45	42.5	16.7%
21/02/2023 12:00:00 AM	42.5	3	4	45	42.5	50.0%
21/02/2023 01:00:00 AM	30.0	1	1	30	0.0	0.0%
21/02/2023 02:00:00 AM	45.0	1	1	45	42.5	100.0%
21/02/2023 03:00:00 AM	0.0	0	0	0	0.0	0.0%
21/02/2023 04:00:00 AM	45.0	1	1	45	42.5	100.0%
21/02/2023 05:00:00 AM	50.0	1	1	50	47.5	100.0%
21/02/2023 06:00:00 AM	47.5	10	12	55	42.5	58.3%
21/02/2023 07:00:00 AM	38.3	30	35	45	40.4	20.0%
21/02/2023 08:00:00 AM	37.3	93	109	50	39.8	20.2%
21/02/2023 09:00:00 AM	35.3	82	97	40	37.5	16.5%
21/02/2023 10:00:00 AM	33.3	62	73	40	37.5	5.5%
21/02/2023 11:00:00 AM	33.9	47	55	45	38.8	7.3%
21/02/2023 12:00:00 PM	33.7	52	61	40	37.5	6.6%
21/02/2023 01:00:00 PM	36.0	50	59	45	38.0	18.6%
21/02/2023 02:00:00 PM	34.2	65	76	40	37.5	10.5%
21/02/2023 03:00:00 PM	34.3	65	77	40	37.5	10.4%
21/02/2023 04:00:00 PM	33.8	80	94	40	37.5	6.4%
21/02/2023 05:00:00 PM	35.0	79	93	50	39.3	15.1%
21/02/2023 06:00:00 PM	33.3	75	88	45	40.0	4.5%
21/02/2023 07:00:00 PM	39.0	37	43	50	41.5	23.3%
21/02/2023 08:00:00 PM	40.0	18	21	50	41.5	23.8%

21/02/2023 09:00:00 PM	37.5	12	14	50	40.8	21.4%
21/02/2023 10:00:00 PM	33.8	9	11	40	37.5	9.1%
21/02/2023 11:00:00 PM	42.5	11	13	50	41.5	38.5%
22/02/2023 12:00:00 AM	40.0	7	8	50	40.8	37.5%
22/02/2023 01:00:00 AM	50.0	2	2	50	47.5	50.0%
22/02/2023 02:00:00 AM	30.0	1	1	30	0.0	0.0%
22/02/2023 03:00:00 AM	45.0	1	1	45	42.5	100.0%
22/02/2023 04:00:00 AM	0.0	0	0	0	0.0	0.0%
22/02/2023 05:00:00 AM	0.0	0	0	0	0.0	0.0%
22/02/2023 06:00:00 AM	40.0	6	7	45	40.0	28.6%
22/02/2023 07:00:00 AM	42.5	26	31	50	42.0	35.5%
22/02/2023 08:00:00 AM	36.7	69	81	45	40.4	17.3%
22/02/2023 09:00:00 AM	33.6	94	111	45	38.3	5.4%
22/02/2023 10:00:00 AM	34.7	63	74	40	37.5	13.5%
22/02/2023 11:00:00 AM	33.6	51	60	45	40.0	6.7%
22/02/2023 12:00:00 PM	33.8	60	70	45	38.3	8.6%
22/02/2023 01:00:00 PM	34.1	50	59	45	39.5	8.5%
22/02/2023 02:00:00 PM	34.5	53	62	45	38.3	9.7%
22/02/2023 03:00:00 PM	34.4	65	77	45	38.1	11.7%
22/02/2023 04:00:00 PM	33.7	79	93	40	37.5	7.5%
22/02/2023 05:00:00 PM	34.5	90	106	55	40.2	12.3%
22/02/2023 06:00:00 PM	34.0	71	83	45	38.3	7.2%
22/02/2023 07:00:00 PM	36.7	46	54	40	37.5	22.2%
22/02/2023 08:00:00 PM	37.0	20	24	45	38.3	25.0%
22/02/2023 09:00:00 PM	35.0	8	9	40	37.5	11.1%
22/02/2023 10:00:00 PM	40.0	12	14	45	39.5	35.7%
22/02/2023 11:00:00 PM	45.0	14	17	55	43.9	41.2%
23/02/2023 12:00:00 AM	35.0	3	4	50	47.5	25.0%
23/02/2023 01:00:00 AM	35.0	3	3	35	0.0	0.0%
23/02/2023 02:00:00 AM	45.0	3	3	45	42.5	33.3%
23/02/2023 03:00:00 AM	0.0	0	0	0	0.0	0.0%
23/02/2023 04:00:00 AM	0.0	0	0	0	0.0	0.0%
23/02/2023 05:00:00 AM	40.0	3	3	40	37.5	66.7%
23/02/2023 06:00:00 AM	40.0	8	10	45	40.8	30.0%
23/02/2023 07:00:00 AM	39.4	28	33	50	40.0	36.4%
23/02/2023 08:00:00 AM	36.7	79	93	50	39.1	20.4%
23/02/2023 09:00:00 AM	34.9	71	84	45	38.3	14.3%
23/02/2023 10:00:00 AM	33.2	60	71	45	38.3	8.5%
23/02/2023 11:00:00 AM	34.5	59	69	45	39.4	11.6%
23/02/2023 12:00:00 PM	31.7	56	66	40	37.5	3.0%
23/02/2023 01:00:00 PM	37.3	47	55	45	38.3	23.6%
23/02/2023 02:00:00 PM	33.8	56	66	40	37.5	4.5%
23/02/2023 03:00:00 PM	34.2	68	80	50	39.2	11.3%
23/02/2023 04:00:00 PM	34.9	87	102	45	39.3	13.7%
23/02/2023 05:00:00 PM	35.6	86	101	45	37.8	16.8%
23/02/2023 06:00:00 PM	34.4	74	87	55	41.4	10.3%
23/02/2023 07:00:00 PM	41.2	42	50	50	41.0	34.0%
23/02/2023 08:00:00 PM	40.0	23	27	45	40.4	25.9%
23/02/2023 09:00:00 PM	34.0	28	33	40	37.5	9.1%
23/02/2023 10:00:00 PM	40.0	13	15	50	40.0	40.0%

23/02/2023 11:00:00 PM	35.0	8	9	40	37.5	11.1%
24/02/2023 12:00:00 AM	45.0	6	7	55	44.2	42.9%
24/02/2023 01:00:00 AM	40.0	2	2	40	37.5	50.0%
24/02/2023 02:00:00 AM	42.5	3	4	45	42.5	50.0%
24/02/2023 03:00:00 AM	40.0	1	1	40	37.5	100.0%
24/02/2023 04:00:00 AM	0.0	0	0	0	0.0	0.0%
24/02/2023 05:00:00 AM	0.0	0	0	0	0.0	0.0%
24/02/2023 06:00:00 AM	43.3	6	7	45	41.3	57.1%
24/02/2023 07:00:00 AM	41.2	22	26	55	41.0	38.5%
24/02/2023 08:00:00 AM	37.3	81	95	50	40.0	21.1%
24/02/2023 09:00:00 AM	33.8	94	111	45	38.4	9.9%
24/02/2023 10:00:00 AM	32.9	74	87	45	39.2	3.4%
24/02/2023 11:00:00 AM	34.0	60	70	40	37.5	7.1%
24/02/2023 12:00:00 PM	34.8	60	70	45	38.6	12.9%
24/02/2023 01:00:00 PM	32.8	62	73	40	37.5	2.7%
24/02/2023 02:00:00 PM	33.8	54	64	45	38.5	7.8%
24/02/2023 03:00:00 PM	34.5	71	83	50	39.5	12.0%
24/02/2023 04:00:00 PM	33.8	84	99	45	39.5	5.1%
24/02/2023 05:00:00 PM	34.2	56	66	45	38.3	9.1%
24/02/2023 06:00:00 PM	34.0	76	89	50	39.7	10.1%
24/02/2023 07:00:00 PM	33.8	50	59	50	42.5	8.5%
24/02/2023 08:00:00 PM	36.7	20	23	50	40.0	17.4%
24/02/2023 09:00:00 PM	34.4	24	28	40	37.5	10.7%
24/02/2023 10:00:00 PM	36.7	10	12	40	37.5	25.0%
24/02/2023 11:00:00 PM	31.7	33	39	50	45.0	5.1%
25/02/2023 12:00:00 AM	31.7	8	10	35	0.0	0.0%
25/02/2023 01:00:00 AM	45.0	4	5	50	45.0	40.0%
25/02/2023 02:00:00 AM	10.0	3	3	10	0.0	0.0%
25/02/2023 03:00:00 AM	30.0	2	2	30	0.0	0.0%
25/02/2023 04:00:00 AM	0.0	0	0	0	0.0	0.0%
25/02/2023 05:00:00 AM	45.0	1	1	45	42.5	100.0%
25/02/2023 06:00:00 AM	40.0	5	6	45	40.0	33.3%
25/02/2023 07:00:00 AM	42.5	14	16	50	41.5	31.3%
25/02/2023 08:00:00 AM	39.0	18	21	45	38.9	33.3%
25/02/2023 09:00:00 AM	38.1	36	42	55	39.8	26.2%
25/02/2023 10:00:00 AM	35.5	69	81	50	39.0	16.0%
25/02/2023 11:00:00 AM	34.1	76	90	40	37.5	8.9%
25/02/2023 12:00:00 PM	34.2	72	85	50	39.5	11.8%
25/02/2023 01:00:00 PM	34.8	73	86	45	39.2	14.0%
25/02/2023 02:00:00 PM	35.0	50	59	45	38.1	15.3%
25/02/2023 03:00:00 PM	35.0	68	80	45	38.3	15.0%
25/02/2023 04:00:00 PM	34.0	53	62	45	38.8	6.5%
25/02/2023 05:00:00 PM	34.4	33	39	40	37.5	10.3%
25/02/2023 06:00:00 PM	35.0	34	40	70	45.0	15.0%
25/02/2023 07:00:00 PM	38.3	31	37	50	41.9	21.6%
25/02/2023 08:00:00 PM	36.2	21	25	50	39.5	20.0%
25/02/2023 09:00:00 PM	45.0	8	10	55	43.5	50.0%
25/02/2023 10:00:00 PM	38.8	11	13	55	40.5	38.5%
25/02/2023 11:00:00 PM	35.0	11	13	40	37.5	15.4%
26/02/2023 12:00:00 AM	33.8	8	10	45	42.5	10.0%

26/02/2023 01:00:00 AM	37.5	4	5	40	37.5	40.0%
26/02/2023 02:00:00 AM	35.0	4	5	40	37.5	20.0%
26/02/2023 03:00:00 AM	40.0	1	1	40	37.5	100.0%
26/02/2023 04:00:00 AM	65.0	2	2	65	52.5	100.0%
26/02/2023 05:00:00 AM	45.0	1	1	45	42.5	100.0%
26/02/2023 06:00:00 AM	45.0	5	6	50	41.3	66.7%
26/02/2023 07:00:00 AM	37.5	8	10	40	37.5	40.0%
26/02/2023 08:00:00 AM	36.7	14	17	50	40.0	23.5%
26/02/2023 09:00:00 AM	36.7	28	33	45	38.2	21.2%
26/02/2023 10:00:00 AM	36.2	40	47	45	38.1	19.1%
26/02/2023 11:00:00 AM	34.0	55	65	50	41.5	7.7%
26/02/2023 12:00:00 PM	33.9	58	68	45	38.8	5.9%
26/02/2023 01:00:00 PM	35.0	49	58	45	39.2	15.5%
26/02/2023 02:00:00 PM	34.2	57	67	50	40.0	9.0%
26/02/2023 03:00:00 PM	34.8	48	56	45	38.2	12.5%
26/02/2023 04:00:00 PM	34.4	53	62	45	38.2	11.3%
26/02/2023 05:00:00 PM	34.8	64	75	45	38.0	13.3%
26/02/2023 06:00:00 PM	34.6	37	43	45	39.5	11.6%
26/02/2023 07:00:00 PM	37.0	27	32	45	38.9	21.9%
26/02/2023 08:00:00 PM	38.8	23	27	55	41.1	25.9%
26/02/2023 09:00:00 PM	34.0	8	10	40	37.5	10.0%
26/02/2023 10:00:00 PM	33.3	5	6	35	0.0	0.0%
26/02/2023 11:00:00 PM	37.5	6	7	40	37.5	28.6%
27/02/2023 12:00:00 AM	40.0	1	1	40	37.5	100.0%
27/02/2023 01:00:00 AM	0.0	0	0	0	0.0	0.0%
27/02/2023 02:00:00 AM	10.0	2	2	10	0.0	0.0%
27/02/2023 03:00:00 AM	0.0	0	0	0	0.0	0.0%
27/02/2023 04:00:00 AM	0.0	0	0	0	0.0	0.0%
27/02/2023 05:00:00 AM	50.0	3	3	50	47.5	33.3%
27/02/2023 06:00:00 AM	37.5	10	12	50	40.8	25.0%
27/02/2023 07:00:00 AM	40.0	18	21	50	40.8	28.6%
27/02/2023 08:00:00 AM	33.6	91	107	40	37.5	7.5%
27/02/2023 09:00:00 AM	34.6	75	88	50	39.3	12.5%
27/02/2023 10:00:00 AM	34.1	70	82	40	37.5	9.8%
27/02/2023 11:00:00 AM	33.9	56	66	45	38.5	7.6%
27/02/2023 12:00:00 PM	33.6	37	44	50	42.5	4.5%
27/02/2023 01:00:00 PM	33.7	62	73	40	37.5	9.6%
27/02/2023 02:00:00 PM	33.8	56	66	50	41.5	7.6%
27/02/2023 03:00:00 PM	33.9	68	80	45	39.2	7.5%
27/02/2023 04:00:00 PM	33.5	83	98	45	38.3	6.1%
27/02/2023 05:00:00 PM	35.0	61	72	45	38.4	15.3%
27/02/2023 06:00:00 PM	34.4	86	101	50	39.6	11.9%
27/02/2023 07:00:00 PM	36.2	38	45	60	43.1	17.8%
27/02/2023 08:00:00 PM	38.3	11	13	45	38.8	30.8%
27/02/2023 09:00:00 PM	41.2	14	17	45	40.8	35.3%
27/02/2023 10:00:00 PM	37.5	17	20	45	38.5	25.0%
27/02/2023 11:00:00 PM	40.0	9	11	45	40.0	36.4%
28/02/2023 12:00:00 AM	38.3	3	4	40	37.5	75.0%
28/02/2023 01:00:00 AM	0.0	0	0	0	0.0	0.0%
28/02/2023 02:00:00 AM	45.0	3	3	45	42.5	33.3%

28/02/2023 03:00:00 AM	60.0	1	1	60	57.5	100.0%
28/02/2023 04:00:00 AM	45.0	1	1	45	42.5	100.0%
28/02/2023 05:00:00 AM	40.0	1	1	40	37.5	100.0%
28/02/2023 06:00:00 AM	42.5	9	11	45	40.0	72.7%
28/02/2023 07:00:00 AM	37.5	30	35	50	40.4	20.0%
28/02/2023 08:00:00 AM	37.8	75	88	50	39.1	25.0%
28/02/2023 09:00:00 AM	33.2	105	124	50	40.6	6.5%
28/02/2023 10:00:00 AM	32.2	72	85	40	37.5	4.7%
28/02/2023 11:00:00 AM	32.9	52	61	45	39.2	4.9%
28/02/2023 12:00:00 PM	33.2	50	59	40	37.5	6.8%
28/02/2023 01:00:00 PM	33.0	65	77	45	40.0	5.2%
28/02/2023 02:00:00 PM	34.1	50	59	45	38.8	6.8%
28/02/2023 03:00:00 PM	34.5	56	66	45	38.1	12.1%
28/02/2023 04:00:00 PM	33.2	65	77	45	38.5	6.5%
28/02/2023 05:00:00 PM	34.2	79	93	45	39.4	8.6%
28/02/2023 06:00:00 PM	34.3	74	87	45	38.6	10.3%
28/02/2023 07:00:00 PM	33.8	35	41	40	37.5	4.9%
28/02/2023 08:00:00 PM	40.0	26	30	55	43.2	23.3%
28/02/2023 09:00:00 PM	40.0	12	14	45	39.5	35.7%
28/02/2023 10:00:00 PM	40.0	8	10	45	39.5	50.0%
28/02/2023 11:00:00 PM	35.0	10	12	45	40.0	16.7%
01/03/2023 12:00:00 AM	37.5	10	12	40	37.5	33.3%
01/03/2023 01:00:00 AM	35.0	3	3	35	0.0	0.0%
01/03/2023 02:00:00 AM	0.0	0	0	0	0.0	0.0%
01/03/2023 03:00:00 AM	50.0	2	2	50	45.0	100.0%
01/03/2023 04:00:00 AM	35.0	2	2	35	0.0	0.0%
01/03/2023 05:00:00 AM	45.0	1	1	45	42.5	100.0%
01/03/2023 06:00:00 AM	40.0	8	9	45	38.3	66.7%
01/03/2023 07:00:00 AM	41.9	33	39	50	40.3	46.2%
01/03/2023 08:00:00 AM	37.3	71	84	50	39.3	23.8%
01/03/2023 09:00:00 AM	34.4	68	80	45	38.1	10.0%
01/03/2023 10:00:00 AM	34.6	48	57	45	38.2	12.3%
01/03/2023 11:00:00 AM	32.3	48	56	40	37.5	3.6%
01/03/2023 12:00:00 PM	31.4	60	70	50	45.0	2.9%
01/03/2023 01:00:00 PM	35.0	54	63	45	38.6	14.3%
01/03/2023 02:00:00 PM	32.9	65	77	50	40.8	7.8%
01/03/2023 03:00:00 PM	34.7	64	75	50	39.2	12.0%
01/03/2023 04:00:00 PM	34.5	73	86	45	38.5	11.6%
01/03/2023 05:00:00 PM	35.0	85	100	50	39.2	15.0%
01/03/2023 06:00:00 PM	33.9	71	83	45	38.8	9.6%
01/03/2023 07:00:00 PM	36.2	43	51	55	40.0	19.6%
01/03/2023 08:00:00 PM	38.0	22	26	45	38.9	26.9%
01/03/2023 09:00:00 PM	35.0	12	14	40	37.5	14.3%
01/03/2023 10:00:00 PM	34.4	14	17	40	37.5	11.8%
01/03/2023 11:00:00 PM	35.0	8	9	50	47.5	11.1%
02/03/2023 12:00:00 AM	35.0	3	4	45	42.5	25.0%
02/03/2023 01:00:00 AM	35.0	2	2	35	0.0	0.0%
02/03/2023 02:00:00 AM	0.0	0	0	0	0.0	0.0%
02/03/2023 03:00:00 AM	45.0	1	1	45	42.5	100.0%
02/03/2023 04:00:00 AM	30.0	1	1	30	0.0	0.0%

02/03/2023 05:00:00 AM	52.5	4	5	55	47.5	100.0%
02/03/2023 06:00:00 AM	41.7	9	11	45	39.4	72.7%
02/03/2023 07:00:00 AM	40.0	19	22	50	41.1	31.8%
02/03/2023 08:00:00 AM	34.5	83	98	45	40.2	11.2%
02/03/2023 09:00:00 AM	34.6	78	92	45	39.3	12.0%
02/03/2023 10:00:00 AM	34.8	60	71	55	39.0	14.1%
02/03/2023 11:00:00 AM	34.5	75	88	45	38.0	11.4%
02/03/2023 12:00:00 PM	33.6	55	65	45	38.8	6.2%
02/03/2023 01:00:00 PM	34.4	43	51	45	38.3	11.8%
02/03/2023 02:00:00 PM	36.5	59	69	50	39.0	18.8%
02/03/2023 03:00:00 PM	35.7	60	70	50	39.8	15.7%
02/03/2023 04:00:00 PM	35.0	80	94	50	39.3	14.9%
02/03/2023 05:00:00 PM	35.4	77	91	45	38.5	16.5%
02/03/2023 06:00:00 PM	35.0	80	94	55	40.0	14.9%
02/03/2023 07:00:00 PM	35.0	38	45	45	41.1	15.6%
02/03/2023 08:00:00 PM	39.0	20	24	45	39.4	33.3%
02/03/2023 09:00:00 PM	34.0	20	24	40	37.5	8.3%
02/03/2023 10:00:00 PM	38.3	13	15	45	38.8	26.7%
02/03/2023 11:00:00 PM	41.7	14	16	45	40.5	31.3%
03/03/2023 12:00:00 AM	50.0	6	7	60	43.5	71.4%
03/03/2023 01:00:00 AM	35.0	2	2	35	0.0	0.0%
03/03/2023 02:00:00 AM	45.0	1	1	45	42.5	100.0%
03/03/2023 03:00:00 AM	45.0	1	1	45	42.5	100.0%
03/03/2023 04:00:00 AM	0.0	0	0	0	0.0	0.0%
03/03/2023 05:00:00 AM	50.0	2	2	50	47.5	100.0%
03/03/2023 06:00:00 AM	45.0	5	6	50	45.0	33.3%
03/03/2023 07:00:00 AM	38.0	26	31	45	39.4	25.8%
03/03/2023 08:00:00 AM	34.9	74	87	55	40.4	13.8%
03/03/2023 09:00:00 AM	33.6	94	111	45	39.4	7.2%
03/03/2023 10:00:00 AM	34.0	53	62	40	37.5	9.7%
03/03/2023 11:00:00 AM	33.8	59	69	50	40.8	4.3%
03/03/2023 12:00:00 PM	34.8	57	67	50	39.7	13.4%
03/03/2023 01:00:00 PM	33.5	68	80	45	38.5	6.3%
03/03/2023 02:00:00 PM	33.5	61	72	45	38.5	6.9%
03/03/2023 03:00:00 PM	35.5	72	85	45	38.6	16.5%
03/03/2023 04:00:00 PM	34.2	99	116	45	39.3	9.5%
03/03/2023 05:00:00 PM	34.8	87	102	45	38.6	13.7%
03/03/2023 06:00:00 PM	34.7	76	89	45	38.4	12.4%
03/03/2023 07:00:00 PM	38.3	48	56	45	39.3	25.0%
03/03/2023 08:00:00 PM	40.0	31	36	60	41.7	33.3%
03/03/2023 09:00:00 PM	37.5	16	19	50	41.3	21.1%
03/03/2023 10:00:00 PM	40.0	15	18	50	40.4	38.9%
03/03/2023 11:00:00 PM	41.7	11	13	45	40.0	46.2%
04/03/2023 12:00:00 AM	45.0	8	9	55	44.5	55.6%
04/03/2023 01:00:00 AM	35.0	4	5	40	37.5	20.0%
04/03/2023 02:00:00 AM	35.0	3	3	35	0.0	0.0%
04/03/2023 03:00:00 AM	35.0	2	2	35	0.0	0.0%
04/03/2023 04:00:00 AM	0.0	0	0	0	0.0	0.0%
04/03/2023 05:00:00 AM	45.0	1	1	45	42.5	100.0%
04/03/2023 06:00:00 AM	45.0	3	3	45	40.0	66.7%



04/03/2023 07:00:00 AM	41.7	8	10	45	42.5	30.0%
04/03/2023 08:00:00 AM	42.5	14	16	50	41.5	31.3%
04/03/2023 09:00:00 AM	38.8	32	38	50	40.8	23.7%
04/03/2023 10:00:00 AM	34.1	52	61	40	37.5	6.6%
04/03/2023 11:00:00 AM	34.0	60	71	50	39.6	9.9%
04/03/2023 12:00:00 PM	35.0	47	55	45	38.1	14.5%
04/03/2023 01:00:00 PM	34.7	67	79	45	39.0	12.7%
04/03/2023 02:00:00 PM	37.1	42	49	50	39.5	20.4%
04/03/2023 03:00:00 PM	36.1	50	59	45	38.4	18.6%
04/03/2023 04:00:00 PM	33.5	54	64	50	40.5	7.8%
04/03/2023 05:00:00 PM	35.0	60	70	50	39.5	14.3%
04/03/2023 06:00:00 PM	34.8	38	45	50	39.2	13.3%
04/03/2023 07:00:00 PM	34.3	47	55	55	40.5	9.1%
04/03/2023 08:00:00 PM	37.5	14	17	50	41.3	23.5%
04/03/2023 09:00:00 PM	35.0	9	11	45	40.0	18.2%
04/03/2023 10:00:00 PM	38.3	9	11	45	38.8	36.4%
04/03/2023 11:00:00 PM	37.5	9	11	50	40.8	27.3%
05/03/2023 12:00:00 AM	40.0	7	8	45	38.8	50.0%
05/03/2023 01:00:00 AM	35.0	4	5	40	37.5	20.0%
05/03/2023 02:00:00 AM	40.0	3	4	45	40.0	50.0%
05/03/2023 03:00:00 AM	0.0	0	0	0	0.0	0.0%
05/03/2023 04:00:00 AM	35.0	1	1	35	0.0	0.0%
05/03/2023 05:00:00 AM	0.0	0	0	0	0.0	0.0%
05/03/2023 06:00:00 AM	35.0	4	5	45	42.5	20.0%
05/03/2023 07:00:00 AM	35.0	5	6	40	37.5	16.7%
05/03/2023 08:00:00 AM	40.0	5	6	45	39.2	50.0%
05/03/2023 09:00:00 AM	34.5	27	32	45	39.2	9.4%
05/03/2023 10:00:00 AM	35.0	34	40	45	40.0	15.0%
05/03/2023 11:00:00 AM	34.0	42	49	45	40.0	4.1%
05/03/2023 12:00:00 PM	35.0	54	63	50	40.3	14.3%
05/03/2023 01:00:00 PM	36.9	37	44	45	38.5	22.7%
05/03/2023 02:00:00 PM	35.0	50	59	50	40.8	15.3%
05/03/2023 03:00:00 PM	34.7	43	51	45	38.9	13.7%
05/03/2023 04:00:00 PM	33.4	54	63	40	37.5	6.3%
05/03/2023 05:00:00 PM	35.0	60	70	45	38.5	14.3%
05/03/2023 06:00:00 PM	34.1	36	42	45	39.2	7.1%
05/03/2023 07:00:00 PM	32.9	18	21	35	0.0	0.0%
05/03/2023 08:00:00 PM	35.0	22	26	50	40.0	15.4%
05/03/2023 09:00:00 PM	40.0	11	13	45	40.8	23.1%
05/03/2023 10:00:00 PM	35.0	8	10	40	37.5	20.0%
05/03/2023 11:00:00 PM	47.5	5	6	50	45.8	50.0%
06/03/2023 12:00:00 AM	35.0	2	2	35	0.0	0.0%
06/03/2023 01:00:00 AM	0.0	0	0	0	0.0	0.0%
06/03/2023 02:00:00 AM	0.0	0	0	0	0.0	0.0%
06/03/2023 03:00:00 AM	35.0	2	2	35	0.0	0.0%
06/03/2023 04:00:00 AM	40.0	1	1	40	37.5	100.0%
06/03/2023 05:00:00 AM	45.0	1	1	45	42.5	100.0%
06/03/2023 06:00:00 AM	45.0	11	13	50	41.8	53.8%
06/03/2023 07:00:00 AM	40.0	14	16	50	39.6	43.8%
06/03/2023 08:00:00 AM	35.6	73	86	45	39.3	16.3%

06/03/2023 09:00:00 AM	35.0	86	101	45	38.8	14.9%
06/03/2023 10:00:00 AM	34.7	47	55	50	39.6	12.7%
06/03/2023 11:00:00 AM	33.7	50	59	45	38.8	6.8%
06/03/2023 12:00:00 PM	33.7	58	68	40	37.5	8.8%
06/03/2023 01:00:00 PM	34.5	63	74	45	38.1	10.8%
06/03/2023 02:00:00 PM	34.0	44	52	45	38.8	7.7%
06/03/2023 03:00:00 PM	33.6	54	63	45	39.2	4.8%
06/03/2023 04:00:00 PM	35.0	77	91	45	38.9	15.4%
06/03/2023 05:00:00 PM	34.1	82	96	40	37.5	9.4%
06/03/2023 06:00:00 PM	34.3	73	86	45	40.8	10.5%
06/03/2023 07:00:00 PM	36.7	38	45	50	39.7	20.0%
06/03/2023 08:00:00 PM	40.0	18	21	55	41.1	33.3%
06/03/2023 09:00:00 PM	37.5	13	15	45	39.2	20.0%
06/03/2023 10:00:00 PM	38.3	14	16	50	40.0	25.0%
06/03/2023 11:00:00 PM	38.8	9	11	45	38.5	45.5%
07/03/2023 12:00:00 AM	35.0	3	4	40	37.5	25.0%
07/03/2023 01:00:00 AM	35.0	1	1	35	0.0	0.0%
07/03/2023 02:00:00 AM	35.0	1	1	35	0.0	0.0%
07/03/2023 03:00:00 AM	45.0	1	1	45	42.5	100.0%
07/03/2023 04:00:00 AM	45.0	2	2	45	42.5	100.0%
07/03/2023 05:00:00 AM	35.0	3	4	45	42.5	25.0%
07/03/2023 06:00:00 AM	42.5	8	9	45	39.5	55.6%
07/03/2023 07:00:00 AM	38.8	25	29	45	38.5	34.5%
07/03/2023 08:00:00 AM	34.6	82	97	45	38.3	12.4%
07/03/2023 09:00:00 AM	33.2	85	100	40	37.5	3.0%
07/03/2023 10:00:00 AM	33.9	72	85	50	39.6	8.2%
07/03/2023 11:00:00 AM	33.7	48	56	40	37.5	7.1%
07/03/2023 12:00:00 PM	30.6	54	63	40	37.5	3.2%
07/03/2023 01:00:00 PM	33.1	60	70	50	41.3	5.7%
07/03/2023 02:00:00 PM	33.4	57	67	45	38.8	6.0%
07/03/2023 03:00:00 PM	33.5	58	68	55	42.5	4.4%
07/03/2023 04:00:00 PM	34.4	86	101	45	37.9	11.9%
07/03/2023 05:00:00 PM	34.5	80	94	50	39.5	10.6%
07/03/2023 06:00:00 PM	35.0	73	86	45	39.4	15.1%
07/03/2023 07:00:00 PM	36.4	46	54	45	39.0	18.5%
07/03/2023 08:00:00 PM	41.2	22	26	50	40.2	42.3%
07/03/2023 09:00:00 PM	40.0	20	23	45	39.2	39.1%
07/03/2023 10:00:00 PM	37.5	7	8	40	37.5	25.0%
07/03/2023 11:00:00 PM	42.5	10	12	50	44.2	25.0%
08/03/2023 12:00:00 AM	40.0	4	5	50	40.8	60.0%
08/03/2023 01:00:00 AM	35.0	1	1	35	0.0	0.0%
08/03/2023 02:00:00 AM	30.0	1	1	30	0.0	0.0%
08/03/2023 03:00:00 AM	45.0	3	3	45	40.0	66.7%
08/03/2023 04:00:00 AM	0.0	0	0	0	0.0	0.0%
08/03/2023 05:00:00 AM	30.0	1	1	30	0.0	0.0%
08/03/2023 06:00:00 AM	40.0	12	14	45	39.5	35.7%
08/03/2023 07:00:00 AM	38.3	21	25	45	38.8	32.0%
08/03/2023 08:00:00 AM	37.7	74	87	50	39.8	23.0%
08/03/2023 09:00:00 AM	34.2	88	104	45	38.6	8.7%
08/03/2023 10:00:00 AM	34.3	62	73	45	38.1	11.0%

08/03/2023 11:00:00 AM	35.0	59	69	45	39.0	14.5%
08/03/2023 12:00:00 PM	32.2	51	60	45	40.0	6.7%
08/03/2023 01:00:00 PM	33.8	51	60	45	40.0	6.7%
08/03/2023 02:00:00 PM	33.5	61	72	45	38.8	5.6%
08/03/2023 03:00:00 PM	33.8	63	74	45	38.5	6.8%
08/03/2023 04:00:00 PM	32.6	90	106	45	38.8	3.8%
08/03/2023 05:00:00 PM	34.6	79	93	45	39.3	11.8%
08/03/2023 06:00:00 PM	34.9	76	89	55	40.0	13.5%
08/03/2023 07:00:00 PM	38.8	48	56	50	39.3	30.4%
08/03/2023 08:00:00 PM	36.2	22	26	45	38.5	19.2%
08/03/2023 09:00:00 PM	38.3	14	17	45	39.5	29.4%
08/03/2023 10:00:00 PM	40.0	12	14	45	39.2	42.9%
08/03/2023 11:00:00 PM	40.0	13	15	50	40.5	33.3%
09/03/2023 12:00:00 AM	45.0	3	3	45	40.8	100.0%
09/03/2023 01:00:00 AM	30.0	1	1	30	0.0	0.0%
09/03/2023 02:00:00 AM	0.0	0	0	0	0.0	0.0%
09/03/2023 03:00:00 AM	0.0	0	0	0	0.0	0.0%
09/03/2023 04:00:00 AM	45.0	2	2	45	42.5	100.0%
09/03/2023 05:00:00 AM	40.0	2	2	40	37.5	50.0%
09/03/2023 06:00:00 AM	42.5	7	8	45	39.5	62.5%
09/03/2023 07:00:00 AM	39.4	26	31	50	39.4	41.9%
09/03/2023 08:00:00 AM	35.0	77	91	45	38.2	15.4%
09/03/2023 09:00:00 AM	34.6	81	95	40	37.5	11.6%
09/03/2023 10:00:00 AM	31.8	88	104	45	38.8	3.8%
09/03/2023 11:00:00 AM	25.0	187	220	40	37.5	0.9%
09/03/2023 12:00:00 PM	27.3	147	173	40	37.5	1.2%
09/03/2023 01:00:00 PM	34.6	72	85	40	37.5	12.9%
09/03/2023 02:00:00 PM	35.5	80	94	55	39.5	16.0%
09/03/2023 03:00:00 PM	33.3	114	134	45	38.9	8.2%
09/03/2023 04:00:00 PM	34.2	62	73	50	39.4	11.0%
09/03/2023 05:00:00 PM	33.6	133	156	50	38.9	9.0%
09/03/2023 06:00:00 PM	33.4	91	107	55	39.7	8.4%
09/03/2023 07:00:00 PM	27.2	184	216	50	39.4	3.7%
09/03/2023 08:00:00 PM	32.9	58	68	50	41.1	10.3%
09/03/2023 09:00:00 PM	22.5	102	120	45	40.8	2.5%
09/03/2023 10:00:00 PM	14.6	91	107	40	37.5	1.9%
09/03/2023 11:00:00 PM	10.9	133	156	40	37.5	1.9%
10/03/2023 12:00:00 AM	11.1	347	408	55	47.5	0.5%
10/03/2023 01:00:00 AM	12.2	43	51	40	37.5	2.0%
10/03/2023 02:00:00 AM	45.0	1	1	45	42.5	100.0%
10/03/2023 03:00:00 AM	13.5	56	66	20	0.0	0.0%
10/03/2023 04:00:00 AM	50.0	2	2	50	47.5	50.0%
10/03/2023 05:00:00 AM	35.0	2	2	35	0.0	0.0%
10/03/2023 06:00:00 AM	35.0	4	5	40	37.5	20.0%
10/03/2023 07:00:00 AM	42.5	15	18	50	41.3	44.4%
10/03/2023 08:00:00 AM	34.8	115	135	50	39.3	14.1%
10/03/2023 09:00:00 AM	31.6	183	215	50	39.0	6.0%
10/03/2023 10:00:00 AM	33.3	89	105	50	40.0	7.6%
10/03/2023 11:00:00 AM	34.0	49	58	40	37.5	10.3%
10/03/2023 12:00:00 PM	33.2	73	86	45	40.5	5.8%

10/03/2023 01:00:00 PM	35.0	52	61	40	37.5	14.8%
10/03/2023 02:00:00 PM	34.8	65	76	45	38.5	13.2%
10/03/2023 03:00:00 PM	33.6	67	79	50	40.0	5.1%
10/03/2023 04:00:00 PM	34.5	80	94	45	37.9	12.8%
10/03/2023 05:00:00 PM	35.5	67	79	50	38.7	16.5%
10/03/2023 06:00:00 PM	36.0	68	80	50	39.3	17.5%
10/03/2023 07:00:00 PM	37.8	43	51	55	40.2	25.5%
10/03/2023 08:00:00 PM	36.2	21	25	45	38.5	20.0%
10/03/2023 09:00:00 PM	40.0	26	30	45	39.5	33.3%
10/03/2023 10:00:00 PM	34.4	17	20	40	37.5	10.0%
10/03/2023 11:00:00 PM	32.5	13	15	40	37.5	6.7%
11/03/2023 12:00:00 AM	38.8	7	8	40	37.5	50.0%
11/03/2023 01:00:00 AM	43.3	6	7	45	42.5	42.9%
11/03/2023 02:00:00 AM	0.0	0	0	0	0.0	0.0%
11/03/2023 03:00:00 AM	25.0	1	1	25	0.0	0.0%
11/03/2023 04:00:00 AM	45.0	1	1	45	42.5	100.0%
11/03/2023 05:00:00 AM	35.0	2	2	35	0.0	0.0%
11/03/2023 06:00:00 AM	30.0	5	6	35	0.0	0.0%
11/03/2023 07:00:00 AM	32.5	6	7	35	0.0	0.0%
11/03/2023 08:00:00 AM	36.7	16	19	50	40.0	21.1%
11/03/2023 09:00:00 AM	37.5	17	20	45	40.0	20.0%
11/03/2023 10:00:00 AM	**No Data**					
11/03/2023 11:00:00 AM	**No Data**					
	.....					
12/03/2023 12:00:00 PM	34.4	17	20	45	40.0	10.0%
12/03/2023 01:00:00 PM	35.6	43	51	45	38.1	17.6%
12/03/2023 02:00:00 PM	35.5	55	65	45	38.0	16.9%
12/03/2023 03:00:00 PM	37.3	60	70	45	38.8	21.4%
12/03/2023 04:00:00 PM	35.0	63	74	60	40.7	14.9%
12/03/2023 05:00:00 PM	34.5	52	61	45	38.2	11.5%
12/03/2023 06:00:00 PM	38.3	31	36	45	39.2	25.0%
12/03/2023 07:00:00 PM	38.5	30	35	45	38.3	34.3%
12/03/2023 08:00:00 PM	40.0	9	11	45	39.5	45.5%
12/03/2023 09:00:00 PM	38.3	6	7	40	37.5	42.9%
12/03/2023 10:00:00 PM	40.0	3	4	45	40.0	50.0%
12/03/2023 11:00:00 PM	40.0	2	2	40	37.5	50.0%
13/03/2023 12:00:00 AM	40.0	2	2	40	37.5	100.0%
13/03/2023 01:00:00 AM	35.0	1	1	35	0.0	0.0%
13/03/2023 02:00:00 AM	40.0	1	1	40	37.5	100.0%
13/03/2023 03:00:00 AM	0.0	0	0	0	0.0	0.0%
13/03/2023 04:00:00 AM	40.0	1	1	40	37.5	100.0%
13/03/2023 05:00:00 AM	40.0	1	1	40	37.5	100.0%
13/03/2023 06:00:00 AM	38.3	9	11	45	38.8	36.4%
13/03/2023 07:00:00 AM	38.8	22	26	45	38.5	38.5%
13/03/2023 08:00:00 AM	35.6	70	82	50	39.8	15.9%
13/03/2023 09:00:00 AM	33.2	92	108	40	37.5	2.8%
13/03/2023 10:00:00 AM	33.5	54	64	40	37.5	7.8%
13/03/2023 11:00:00 AM	32.9	54	64	45	39.2	4.7%
13/03/2023 12:00:00 PM	34.3	66	78	50	41.3	10.3%
13/03/2023 01:00:00 PM	34.4	55	65	40	37.5	12.3%

13/03/2023 02:00:00 PM	34.3	51	60	40	37.5	10.0%
13/03/2023 03:00:00 PM	35.6	48	56	40	37.5	16.1%
13/03/2023 04:00:00 PM	34.2	80	94	45	39.7	9.6%
13/03/2023 05:00:00 PM	34.6	82	96	45	39.3	11.5%
13/03/2023 06:00:00 PM	34.4	70	82	45	38.8	9.8%
13/03/2023 07:00:00 PM	37.5	47	55	55	38.9	25.5%
13/03/2023 08:00:00 PM	38.8	16	19	55	40.8	31.6%
13/03/2023 09:00:00 PM	40.0	8	10	55	42.5	40.0%
13/03/2023 10:00:00 PM	36.7	13	15	40	37.5	20.0%
13/03/2023 11:00:00 PM	45.0	8	10	50	45.0	40.0%
14/03/2023 12:00:00 AM	30.0	3	3	30	0.0	0.0%
14/03/2023 01:00:00 AM	35.0	2	2	35	0.0	0.0%
14/03/2023 02:00:00 AM	0.0	0	0	0	0.0	0.0%
14/03/2023 03:00:00 AM	45.0	2	2	45	42.5	50.0%
14/03/2023 04:00:00 AM	45.0	1	1	45	42.5	100.0%
14/03/2023 05:00:00 AM	37.5	3	4	40	37.5	50.0%
14/03/2023 06:00:00 AM	35.0	7	8	50	47.5	12.5%
14/03/2023 07:00:00 AM	32.5	19	22	40	37.5	9.1%
14/03/2023 08:00:00 AM	**No Data**					
14/03/2023 09:00:00 AM	**No Data**					
16/03/2023 08:00:00 PM	0.0	0	0	0	0.0	0.0%

Day/Time Ending	85th pctl (MPH)	85th pctl cnts	Total Cnts	Max Speed	Avg Speeder	% Speeders
18/02/2023 12:00:00 AM	38.0	184	217	55	41.1	23.0%
19/02/2023 12:00:00 AM	34.7	645	759	55	39.4	13.3%
20/02/2023 12:00:00 AM	35.6	570	670	65	39.3	16.4%
21/02/2023 12:00:00 AM	34.6	847	997	55	39.2	12.6%
22/02/2023 12:00:00 AM	34.8	887	1043	55	39.4	13.9%
23/02/2023 12:00:00 AM	34.7	884	1040	55	39.5	12.8%
24/02/2023 12:00:00 AM	35.3	907	1067	55	39.4	15.7%
25/02/2023 12:00:00 AM	34.3	950	1118	55	39.5	10.7%
26/02/2023 12:00:00 AM	35.4	702	826	70	39.8	16.0%
27/02/2023 12:00:00 AM	35.0	598	704	65	39.2	15.1%
28/02/2023 12:00:00 AM	34.5	871	1025	60	39.4	11.8%
01/03/2023 12:00:00 AM	34.5	890	1047	60	39.5	11.7%
02/03/2023 12:00:00 AM	34.9	857	1008	55	39.4	14.5%
03/03/2023 12:00:00 AM	35.6	898	1056	60	39.8	16.2%
04/03/2023 12:00:00 AM	34.9	964	1134	60	39.8	14.1%
05/03/2023 12:00:00 AM	35.1	632	744	55	39.6	15.3%
06/03/2023 12:00:00 AM	34.8	525	618	50	39.6	13.4%
07/03/2023 12:00:00 AM	34.9	830	976	55	39.3	14.1%
08/03/2023 12:00:00 AM	34.6	903	1062	55	39.3	12.3%
09/03/2023 12:00:00 AM	34.8	904	1063	55	39.3	13.8%
10/03/2023 12:00:00 AM	31.5	2083	2451	55	39.1	6.0%
11/03/2023 12:00:00 AM	34.3	1158	1362	55	39.1	11.7%
12/03/2023 12:00:00 AM	38.0	54	63	50	40.8	19.0%
13/03/2023 12:00:00 AM	36.6	372	438	60	38.8	20.3%
14/03/2023 12:00:00 AM	34.7	852	1002	55	39.2	13.1%
15/03/2023 12:00:00 AM	36.2	33	39	50	40.4	17.9%
16/03/2023 12:00:00 AM	**No Data**					
16/03/2023 07:59:59 PM	0.0	0	0	0	0.0	0.0%

Incoming Weekly Counts  
 Mileham 16/3/23  
 By the old school facing East

from Fri-Feb-17-2023-05-00-PM to Thu-Mar-16-2023-07-59-PM

	13/02/2023	to	19/02/2023							
	Monday	Tuesday	Wednesday	Thursday	Friday	Saturday	Sunday	Week	Weekend	Week Day 85%
Hour	13/02/2023	14/02/2023	15/02/2023	16/02/2023	17/02/2023	18/02/2023	19/02/2023	Day Avg	Avg	Avg Speed
0 - 1	*	*	*	*	*	0	8	0	4	0
1 - 2	*	*	*	*	*	1	3	0	2	0
2 - 3	*	*	*	*	*	0	0	0	0	0
3 - 4	*	*	*	*	*	0	1	0	0.5	0
4 - 5	*	*	*	*	*	1	0	0	0.5	0
5 - 6	*	*	*	*	*	2	2	0	2	0
6 - 7	*	*	*	*	*	9	5	0	7	0
7 - 8	*	*	*	*	*	16	17	0	16.5	0
8 - 9	*	*	*	*	*	41	24	0	32.5	0
9 - 10	*	*	*	*	*	60	43	0	51.5	0
10 - 11	*	*	*	*	*	70	56	0	63	0
11 - 12	*	*	*	*	*	72	67	0	69.5	0
12 - 13	*	*	*	*	*	73	67	0	70	0
13 - 14	*	*	*	*	*	67	60	0	63.5	0
14 - 15	*	*	*	*	*	71	52	0	61.5	0
15 - 16	*	*	*	*	*	63	72	0	67.5	0
16 - 17	*	*	*	*	*	52	71	0	61.5	0
17 - 18	*	*	*	*	82	54	43	82	48.5	35.7
18 - 19	*	*	*	*	50	35	24	50	29.5	38.2
19 - 20	*	*	*	*	35	25	25	35	25	42.5
20 - 21	*	*	*	*	19	16	14	19	15	39
21 - 22	*	*	*	*	7	10	5	7	7.5	35
22 - 23	*	*	*	*	15	13	9	15	11	40
23 - 24	*	*	*	*	9	8	2	9	5	40
Totals	0	0	0	0	217	759	670			
% of Total	0%	0%	0%	0%	13.18%	46.11%	40.7%			

Incoming Weekly Counts  
 Mileham 16/3/23  
 By the old school facing East

from Fri-Feb-17-2023-05-00-PM to Thu-Mar-16-2023-07-59-PM

	20/02/2023	to	26/02/2023							
	Monday	Tuesday	Wednesday	Thursday	Friday	Saturday	Sunday	Week	Weekend	Week Day 85%
Hour	20/02/2023	21/02/2023	22/02/2023	23/02/2023	24/02/2023	25/02/2023	26/02/2023	Day Avg	Avg	Avg Speed
0 - 1	0	1	2	3	2	5	5	1.6	5	38.75
1 - 2	0	1	1	3	4	3	5	1.8	4	40.62
2 - 3	2	0	1	0	1	2	1	0.8	1.5	43.33
3 - 4	0	1	0	0	0	0	2	0.2	1	45
4 - 5	2	1	0	3	0	1	1	1.2	1	45
5 - 6	9	12	7	10	7	6	6	9	6	43.16
6 - 7	31	35	31	33	26	16	10	31.2	13	39.78
7 - 8	86	109	81	93	95	21	17	92.8	19	36.56
8 - 9	102	97	111	84	111	42	33	101	37.5	34.2
9 - 10	67	73	74	71	87	81	47	74.4	64	33.66
10 - 11	65	55	60	69	70	90	65	63.8	77.5	33.92
11 - 12	70	61	70	66	70	85	68	67.4	76.5	33.26
12 - 13	62	59	59	55	73	86	58	61.6	72	34.9
13 - 14	65	76	62	66	64	59	67	66.6	63	33.94
14 - 15	58	77	77	80	83	80	56	75	68	34.3
15 - 16	103	94	93	102	99	62	62	98.2	62	34.12
16 - 17	91	93	106	101	66	39	75	91.4	57	34.78
17 - 18	76	88	83	87	89	40	43	84.6	41.5	34.04
18 - 19	51	43	54	50	59	37	32	51.4	34.5	37.38
19 - 20	20	21	24	27	23	25	27	23	26	38.24
20 - 21	14	14	9	33	28	10	10	19.6	10	35.98
21 - 22	13	11	14	15	12	13	6	13	9.5	38.1
22 - 23	6	13	17	9	39	13	7	16.8	10	37.84
23 - 24	4	8	4	7	10	10	1	6.6	5.5	38.84
Totals	997	1043	1040	1067	1118	826	704			
% of Total	14.67%	15.35%	15.31%	15.7%	16.45%	12.16%	10.36%			



	27/02/2023	to	05/03/2023							
	Monday	Tuesday	Wednesday	Thursday	Friday	Saturday	Sunday	Week	Weekend	Week Day 85%
Hour	27/02/2023	28/02/2023	01/03/2023	02/03/2023	03/03/2023	04/03/2023	05/03/2023	Day Avg	Avg	Avg Speed
0 - 1	0	0	3	2	2	5	5	1.4	5	35
1 - 2	2	3	0	0	1	3	4	1.2	3.5	33.33
2 - 3	0	1	2	1	1	2	0	1	1	50
3 - 4	0	1	2	1	0	0	1	0.8	0.5	36.67
4 - 5	3	1	1	5	2	1	0	2.4	0.5	47.5
5 - 6	12	11	9	11	6	3	5	9.8	4	41.34
6 - 7	21	35	39	22	31	10	6	29.6	8	39.48
7 - 8	107	88	84	98	87	16	6	92.8	11	35.62
8 - 9	88	124	80	92	111	38	32	99	35	34.08
9 - 10	82	85	57	71	62	61	40	71.4	50.5	33.94
10 - 11	66	61	56	88	69	71	49	68	60	33.48
11 - 12	44	59	70	65	67	55	63	61	59	33.32
12 - 13	73	77	63	51	80	79	44	68.8	61.5	33.92
13 - 14	66	59	77	69	72	49	59	68.6	54	34.16
14 - 15	80	66	75	70	85	59	51	75.2	55	34.86
15 - 16	98	77	86	94	116	64	63	94.2	63.5	34.08
16 - 17	72	93	100	91	102	70	70	91.6	70	34.88
17 - 18	101	87	83	94	89	45	42	90.8	43.5	34.46
18 - 19	45	41	51	45	56	55	21	47.6	38	35.9
19 - 20	13	30	26	24	36	17	26	25.8	21.5	39.06
20 - 21	17	14	14	24	19	11	13	17.6	12	37.54
21 - 22	20	10	17	15	18	11	10	16	10.5	38.04
22 - 23	11	12	9	16	13	11	6	12.2	8.5	38.68
23 - 24	4	12	4	7	9	8	2	7.2	5	41.16
Totals	1025	1047	1008	1056	1134	744	618			
% of Total	15.46%	15.79%	15.2%	15.92%	17.1%	11.22%	9.32%			

	06/03/2023	to	12/03/2023							
	Monday	Tuesday	Wednesday	Thursday	Friday	Saturday	Sunday	Week	Weekend	Week Day 85%
Hour	06/03/2023	07/03/2023	08/03/2023	09/03/2023	10/03/2023	11/03/2023	12/03/2023	Day Avg	Avg	Avg Speed
0 - 1	0	1	1	1	51	7	0	10.8	3.5	28.05
1 - 2	0	1	1	0	1	0	0	0.6	0	36.67
2 - 3	2	1	3	0	66	1	0	14.4	0.5	34.62
3 - 4	1	2	0	2	2	1	0	1.4	0.5	45
4 - 5	1	4	1	2	2	2	0	2	1	37
5 - 6	13	9	14	8	5	6	0	9.8	3	41
6 - 7	16	29	25	31	18	7	0	23.8	3.5	39.8
7 - 8	86	97	87	91	135	19	0	99.2	9.5	35.54
8 - 9	101	100	104	95	215	20	0	123	10	33.72
9 - 10	55	85	73	104	105	0	0	84.4	0	33.6
10 - 11	59	56	69	220	58	0	0	92.4	0	32.28
11 - 12	68	63	60	173	86	0	20	90	10	31.4
12 - 13	74	70	60	85	61	0	51	70	25.5	34.2
13 - 14	52	67	72	94	76	0	65	72.2	32.5	34.24
14 - 15	63	68	74	134	79	0	70	83.6	35	33.56
15 - 16	91	101	106	73	94	0	74	93	37	34.14
16 - 17	96	94	93	156	79	0	61	103.6	30.5	34.46
17 - 18	86	86	89	107	80	0	36	89.6	18	34.72
18 - 19	45	54	56	216	51	0	35	84.4	17.5	35.38
19 - 20	21	26	26	68	25	0	11	33.2	5.5	37.3
20 - 21	15	23	17	120	30	0	7	41	3.5	35.66
21 - 22	16	8	14	107	20	0	4	33	2	32.96
22 - 23	11	12	15	156	15	0	2	41.8	1	32.94
23 - 24	4	5	3	408	8	0	2	85.6	1	33.98
Totals	976	1062	1063	2451	1362	63	438			
% of Total	13.16%	14.32%	14.34%	33.05%	18.37%	0.85%	5.91%			

	13/03/2023	to	19/03/2023							
	Monday	Tuesday	Wednesday	Thursday	Friday	Saturday	Sunday	Week	Weekend	Week Day 85%
Hour	13/03/2023	14/03/2023	15/03/2023	16/03/2023	17/03/2023	18/03/2023	19/03/2023	Day Avg	Avg	Avg Speed
0 - 1	1	2	0	0	*	*	*	0.75	0	35
1 - 2	1	0	0	0	*	*	*	0.25	0	40
2 - 3	0	2	0	0	*	*	*	0.5	0	45
3 - 4	1	1	0	0	*	*	*	0.5	0	42.5
4 - 5	1	4	0	0	*	*	*	1.25	0	38.75
5 - 6	11	8	0	0	*	*	*	4.75	0	36.65
6 - 7	26	22	0	0	*	*	*	12	0	35.65
7 - 8	82	0	0	0	*	*	*	20.5	0	35.6
8 - 9	108	0	0	0	*	*	*	27	0	33.2
9 - 10	64	0	0	0	*	*	*	16	0	33.5
10 - 11	64	0	0	0	*	*	*	16	0	32.9
11 - 12	78	0	0	0	*	*	*	19.5	0	34.3
12 - 13	65	0	0	0	*	*	*	16.25	0	34.4
13 - 14	60	0	0	0	*	*	*	15	0	34.3
14 - 15	56	0	0	0	*	*	*	14	0	35.6
15 - 16	94	0	0	0	*	*	*	23.5	0	34.2
16 - 17	96	0	0	0	*	*	*	24	0	34.6
17 - 18	82	0	0	0	*	*	*	20.5	0	34.4
18 - 19	55	0	0	0	*	*	*	13.75	0	37.5
19 - 20	19	0	0	0	*	*	*	4.75	0	38.8
20 - 21	10	0	0	*	*	*	*	3.33	0	40
21 - 22	15	0	0	*	*	*	*	5	0	36.7
22 - 23	10	0	0	*	*	*	*	3.33	0	45
23 - 24	3	0	0	*	*	*	*	1	0	30
Totals	1002	39	0	0	0	0	0			
% of Total	96.25%	3.75%	0%	0%	0%	0%	0%			

Incoming Monthly Counts  
 Mileham 16/3/23  
 By the old school facing East

from Fri-Feb-17-2023-05-00-PM to Thu-Mar-16-2023-07-59-PM

	Feb 2023							Week	Weekend	Week Day 85%
Hour	Monday	Tuesday	Wednesday	Thursday	Friday	Saturday	Sunday	Day Avg	Avg	Avg Speed
0 - 1	0	1	2	3	2	5	13	1.6	9	38.75
1 - 2	2	4	1	3	4	4	8	2.8	6	34
2 - 3	2	1	1	0	1	2	1	1	1.5	47.5
3 - 4	0	2	0	0	0	0	3	0.4	1.5	45
4 - 5	5	2	0	3	0	2	1	2	1.5	45
5 - 6	21	23	7	10	7	8	8	13.6	8	41.66
6 - 7	52	70	31	33	26	25	15	42.4	20	39.86
7 - 8	193	197	81	93	95	37	34	131.8	35.5	36.46
8 - 9	190	221	111	84	111	83	57	143.4	70	34.1
9 - 10	149	158	74	71	87	141	90	107.8	115.5	33.56
10 - 11	131	116	60	69	70	160	121	89.2	140.5	33.86
11 - 12	114	120	70	66	70	157	135	88	146	33.38
12 - 13	135	136	59	55	73	159	125	91.6	142	34.5
13 - 14	131	135	62	66	64	126	127	91.6	126.5	33.98
14 - 15	138	143	77	80	83	151	108	104.2	129.5	34.32
15 - 16	201	171	93	102	99	125	134	133.2	129.5	33.98
16 - 17	163	186	106	101	66	91	146	124.4	118.5	34.76
17 - 18	177	175	83	87	171	94	86	138.6	90	34.24
18 - 19	96	84	54	50	109	72	56	78.6	64	37.22
19 - 20	33	51	24	27	58	50	52	38.6	51	38.4
20 - 21	31	28	9	33	47	26	24	29.6	25	36.98
21 - 22	33	21	14	15	19	23	11	20.4	17	38.9
22 - 23	17	25	17	9	54	26	16	24.4	21	38.76
23 - 24	8	20	4	7	19	18	3	11.6	10.5	39.16
Totals	2022	2090	1040	1067	1335	1585	1374			
% of Total	19.23%	19.88%	9.89%	10.15%	12.7%	15.08%	13.07%			

Hour	Mar 2023							Week Day Avg	Weekend Avg	Week Day 85% Avg Speed
	Monday	Tuesday	Wednesday	Thursday	Friday	Saturday	Sunday			
0 - 1	1	3	4	3	53	12	5	12.8	8.5	30.16
1 - 2	1	1	1	0	2	3	4	1	3.5	37.5
2 - 3	2	3	5	1	67	3	0	15.6	1.5	36.76
3 - 4	2	3	2	3	2	1	1	2.4	1	43
4 - 5	2	8	2	7	4	3	0	4.6	1.5	46
5 - 6	24	17	23	19	11	9	5	18.8	7	40.74
6 - 7	42	51	64	53	49	17	6	51.8	11.5	39.4
7 - 8	168	97	171	189	222	35	6	169.4	20.5	35.46
8 - 9	209	100	184	187	326	58	32	201.2	45	33.8
9 - 10	119	85	130	175	167	61	40	135.2	50.5	33.96
10 - 11	123	56	125	308	127	71	49	147.8	60	33.16
11 - 12	146	63	130	238	153	55	83	146	69	32.26
12 - 13	139	70	123	136	141	79	95	121.8	87	34.12
13 - 14	112	67	149	163	148	49	124	127.8	86.5	34.26
14 - 15	119	68	149	204	164	59	121	140.8	90	34.04
15 - 16	185	101	192	167	210	64	137	171	100.5	34.28
16 - 17	192	94	193	247	181	70	131	181.4	100.5	34.6
17 - 18	168	86	172	201	169	45	78	159.2	61.5	34.62
18 - 19	100	54	107	261	107	55	56	125.8	55.5	36.02
19 - 20	40	26	52	92	61	17	37	54.2	27	38.4
20 - 21	25	23	31	144	49	11	20	54.4	15.5	37.04
21 - 22	31	8	31	122	38	11	14	46	12.5	35.5
22 - 23	21	12	24	172	28	11	8	51.4	9.5	35.58
23 - 24	7	5	7	415	17	8	4	90.2	6	34.46
Totals	1978	1101	2071	3507	2496	807	1056			
% of Total	15.2%	8.46%	15.91%	26.94%	19.18%	6.2%	8.11%			

Incoming Weekly Speeds  
 Mileham 16/3/23  
 By the old school facing East

from Fri-Feb-17-2023-05-00-PM to Thu-Mar-16-2023-07-59-PM

	13/02/2023	to	19/02/2023							
	Monday	Tuesday	Wednesday	Thursday	Friday	Saturday	Sunday	Week	Weekend	Week Day 85%
Hour	13/02/2023	14/02/2023	15/02/2023	16/02/2023	17/02/2023	18/02/2023	19/02/2023	Day Avg	Avg	Avg Speed
0 - 1	*	*	*	*	*	0	35.88	0	35.88	0
1 - 2	*	*	*	*	*	32	33.67	0	33.25	0
2 - 3	*	*	*	*	*	0	0	0	0	0
3 - 4	*	*	*	*	*	0	27	0	27	0
4 - 5	*	*	*	*	*	27	0	0	27	0
5 - 6	*	*	*	*	*	34.5	32	0	33.25	0
6 - 7	*	*	*	*	*	34.22	30	0	32.71	0
7 - 8	*	*	*	*	*	33.69	30.24	0	31.91	0
8 - 9	*	*	*	*	*	30.56	34.62	0	32.06	0
9 - 10	*	*	*	*	*	28.45	27.16	0	27.91	0
10 - 11	*	*	*	*	*	28.91	30.05	0	29.42	0
11 - 12	*	*	*	*	*	28.47	29.48	0	28.96	0
12 - 13	*	*	*	*	*	29.97	29.49	0	29.74	0
13 - 14	*	*	*	*	*	28.81	28.55	0	28.69	0
14 - 15	*	*	*	*	*	28.45	29.54	0	28.91	0
15 - 16	*	*	*	*	*	28.41	29.15	0	28.81	0
16 - 17	*	*	*	*	*	30.79	30.18	0	30.44	0
17 - 18	*	*	*	*	30.39	28.72	31.56	30.39	29.98	35.7
18 - 19	*	*	*	*	32.64	30.57	32	32.64	31.15	38.2
19 - 20	*	*	*	*	32.2	31.24	33.2	32.2	32.22	42.5
20 - 21	*	*	*	*	31.84	32.44	30	31.84	31.3	39
21 - 22	*	*	*	*	32	33	32	32	32.67	35
22 - 23	*	*	*	*	31.87	33.69	33.89	31.87	33.77	40
23 - 24	*	*	*	*	34.22	35.88	32	34.22	35.1	40
Totals	0	0	0	0	225.1	649.9	681.8			
% of Total	0%	0%	0%	0%	14.46%	41.75%	43.79%			

Incoming Weekly Speeds  
 Mileham 16/3/23  
 By the old school facing East

from Fri-Feb-17-2023-05-00-PM to Thu-Mar-16-2023-07-59-PM

	20/02/2023	to	26/02/2023							
	Monday	Tuesday	Wednesday	Thursday	Friday	Saturday	Sunday	Week	Weekend	Week Day 85%
Hour	20/02/2023	21/02/2023	22/02/2023	23/02/2023	24/02/2023	25/02/2023	26/02/2023	Day Avg	Avg	Avg Speed
0 - 1	0	27	37	30.33	34.5	24	34	32.63	29	38.75
1 - 2	0	42	27	33.67	35.75	7.33	28	34.78	20.25	40.62
2 - 3	37	0	42	0	37	27	37	38.25	30.33	43.33
3 - 4	0	42	0	0	0	0	52	42	52	45
4 - 5	39.5	47	0	35.67	0	42	42	38.83	42	45
5 - 6	36	37.08	32.86	33	36.29	32.17	37	35.18	34.58	43.16
6 - 7	31.29	30.43	33.23	32.85	33.19	33.06	33.2	32.13	33.12	39.78
7 - 8	29.27	30.88	31.04	30.63	31.52	33	31.82	30.69	32.47	36.56
8 - 9	28.25	29.84	28.32	30.15	28.46	31.52	30.33	28.93	31	34.2
9 - 10	28.39	27.99	27.64	27.65	27.89	25.98	30.02	27.9	27.46	33.66
10 - 11	27.77	28.65	28.23	27.33	28.19	26.96	29.8	28.01	28.15	33.92
11 - 12	26.53	28.48	27.7	27.2	29.4	28.92	29.13	27.85	29.01	33.26
12 - 13	28.71	28.34	29.37	30.4	27.89	29.85	29.71	28.87	29.79	34.9
13 - 14	28.18	28.51	29.73	29.14	28.33	30.31	29.43	28.76	29.84	33.94
14 - 15	29.97	29.94	29.47	28.64	28.29	30.61	28.75	29.2	29.85	34.3
15 - 16	29.03	28.2	28.58	29.85	29.03	29.61	28.85	28.96	29.23	34.12
16 - 17	28.53	30.49	29.45	29.17	29.61	30.64	29.61	29.44	29.96	34.78
17 - 18	29.78	27.94	29.01	30.1	23.64	30.83	29.63	28.02	30.2	34.04
18 - 19	30.63	31.79	29.81	32	28.41	31.24	30.56	30.41	30.93	37.38
19 - 20	31.7	31.71	32.08	31.3	30.65	28.88	31.19	31.48	30.08	38.24
20 - 21	33.57	31.43	31.56	28.24	24.64	36.5	30.2	28.73	33.35	35.98
21 - 22	36.08	28.36	33.21	32.07	27.58	34.15	29.83	31.66	32.79	38.1
22 - 23	32	34.85	34.47	29.89	17.97	30.15	32.14	26.2	30.85	37.84
23 - 24	34.75	32.25	32	36.29	25.6	28.6	37	31.36	29.36	38.84
Totals	657.1	735	683.8	675.5	643.9	683.3	781.1			
% of Total	13.52%	15.12%	14.07%	13.9%	13.25%	14.06%	16.07%			

Incoming Weekly Speeds  
Mileham 16/3/23  
By the old school facing East

from Fri-Feb-17-2023-05-00-PM to Thu-Mar-16-2023-07-59-PM

	27/02/2023	to	05/03/2023							
	Monday	Tuesday	Wednesday	Thursday	Friday	Saturday	Sunday	Week	Weekend	Week Day 85%
Hour	27/02/2023	28/02/2023	01/03/2023	02/03/2023	03/03/2023	04/03/2023	05/03/2023	Day Avg	Avg	Avg Speed
0 - 1	0	0	27	29.5	29.5	31	31	28.43	31	35
1 - 2	7	29	0	0	42	28.67	34.5	23.83	32	33.33
2 - 3	0	57	44.5	42	42	29.5	0	46	29.5	50
3 - 4	0	42	29.5	27	0	0	32	32	32	36.67
4 - 5	30.67	37	42	47.2	47	42	0	41.75	42	47.5
5 - 6	32.5	37.09	35.44	36.73	34.5	35.33	32.2	35.27	33.38	41.34
6 - 7	33.19	31.71	34.05	32.14	32	32.1	30.33	32.66	31.44	39.48
7 - 8	26.16	31.72	31.1	30.33	31	30.5	33.67	29.89	31.36	35.62
8 - 9	28.43	27.1	29.85	29.77	27.73	31.82	31	28.42	31.44	34.08
9 - 10	27.91	26.11	30.3	30.2	26.56	30.1	31.1	28.08	30.5	33.94
10 - 11	27.86	27.61	26.09	29.09	28.58	28.44	28.69	27.99	28.54	33.48
11 - 12	29.23	27.41	26.31	27.77	28.82	30.44	29.76	27.81	30.08	33.32
12 - 13	26.1	27.94	28.46	28.65	28.33	29.59	30.89	27.84	30.06	33.92
13 - 14	29.06	29.88	27.78	29.78	28.64	31.08	30.08	28.97	30.54	34.16
14 - 15	27.89	28.23	28.08	29.13	29.16	30.12	29.37	28.51	29.77	34.86
15 - 16	27.83	28.51	29.56	29.55	29.41	28.5	28.05	28.99	28.28	34.08
16 - 17	30.97	30.42	30.33	30.85	30.22	29.47	30.43	30.53	29.95	34.88
17 - 18	29.49	29.28	28.51	30.2	30.61	30.62	29.05	29.63	29.86	34.46
18 - 19	30.51	28.24	31.75	30.64	32.18	29.87	26.29	30.8	28.88	35.9
19 - 20	29.38	31.2	31.62	31.75	31.28	30.59	29.38	31.22	29.86	39.06
20 - 21	33	32.5	31.29	29.12	31.11	31.73	32.54	31.18	32.17	37.54
21 - 22	31.2	34.5	30.82	30.27	34.11	32.09	31.6	32.01	31.86	38.04
22 - 23	32	30.08	29.89	33.69	34.08	30.73	38	32.2	33.29	38.68
23 - 24	34.5	30.58	33.25	39.14	37.11	34.5	32	34.61	34	41.16
Totals	605	735	717.5	734.4	745.9	718.7	681.9			
% of Total	12.25%	14.88%	14.53%	14.87%	15.1%	14.55%	13.81%			



Incoming Weekly Speeds  
 Mileham 16/3/23  
 By the old school facing East

from Fri-Feb-17-2023-05-00-PM to Thu-Mar-16-2023-07-59-PM

	06/03/2023	to	12/03/2023							
	Monday	Tuesday	Wednesday	Thursday	Friday	Saturday	Sunday	Week	Weekend	Week Day 85%
Hour	06/03/2023	07/03/2023	08/03/2023	09/03/2023	10/03/2023	11/03/2023	12/03/2023	Day Avg	Avg	Avg Speed
0 - 1	0	32	32	27	9.57	35.71	0	10.72	35.71	28.05
1 - 2	0	32	27	0	42	0	0	33.67	0	36.67
2 - 3	27	42	37	0	9.74	22	0	11.81	22	34.62
3 - 4	37	42	0	42	27	42	0	37	42	45
4 - 5	42	33.25	27	34.5	19.5	29.5	0	31	29.5	37
5 - 6	36.77	35.33	33.64	34.62	26	27.17	0	34.16	27.17	41
6 - 7	33.75	32.14	32.52	33.23	35.17	28.43	0	33.18	28.43	39.8
7 - 8	29.16	30.3	31.72	29.88	20.19	30.74	0	27.52	30.74	35.54
8 - 9	29.94	28.48	29.93	29.57	15.71	31.25	0	24.67	31.25	33.72
9 - 10	29.56	29.08	28.11	19.49	23.4	0	0	25.2	0	33.6
10 - 11	28.81	26.95	28.39	11.17	27.53	0	0	19.96	0	32.28
11 - 12	28.53	26.44	27.12	12.12	26.71	0	30.3	21.39	30.3	31.4
12 - 13	29.92	27.93	28.42	26.14	28.74	0	29.53	28.14	29.53	34.2
13 - 14	29.31	28.24	27.56	24.24	30.2	0	30.23	27.63	30.23	34.24
14 - 15	28.22	28.15	28.86	17.88	28.99	0	30.16	25.15	30.16	33.56
15 - 16	29.33	27	26.88	29.05	27.9	0	30.58	27.93	30.58	34.14
16 - 17	28.98	30.24	29.73	20.74	30.49	0	29.51	27.09	29.51	34.46
17 - 18	29.7	30.57	30.78	23.6	28.6	0	31.75	28.43	31.75	34.72
18 - 19	31.4	31.04	32.07	12.75	31.51	0	32.2	21.91	32.2	35.38
19 - 20	33.1	33.19	31	16.59	29.48	0	32.09	25.48	32.09	37.3
20 - 21	29.8	32.57	30.94	12.56	32.07	0	32.86	20.44	32.86	35.66
21 - 22	31.75	30.75	33.21	11.69	29.35	0	33.25	18.53	33.25	32.96
22 - 23	33.45	31.25	32.8	9.53	27.93	0	34.5	15.02	34.5	32.94
23 - 24	29.5	37	40.33	8.68	31.38	0	37	9.85	37	33.98
Totals	687.1	757.6	706.9	487.1	639.2	246.7	414			
% of Total	17.45%	19.24%	17.95%	12.37%	16.23%	6.26%	10.51%			

	13/03/2023	to	19/03/2023							
	Monday	Tuesday	Wednesday	Thursday	Friday	Saturday	Sunday	Week	Weekend	Week Day 85%
Hour	13/03/2023	14/03/2023	15/03/2023	16/03/2023	17/03/2023	18/03/2023	19/03/2023	Day Avg	Avg	Avg Speed
0 - 1	32	27	0	0	*	*	*	28.67	*	35
1 - 2	37	0	0	0	*	*	*	37	*	40
2 - 3	0	37	0	0	*	*	*	37	*	45
3 - 4	37	42	0	0	*	*	*	39.5	*	42.5
4 - 5	37	33.25	0	0	*	*	*	34	*	38.75
5 - 6	33.64	32.12	0	0	*	*	*	33	*	36.65
6 - 7	32.81	14.18	0	0	*	*	*	24.27	*	35.65
7 - 8	29	0	0	0	*	*	*	29	*	35.6
8 - 9	28.36	0	0	0	*	*	*	28.36	*	33.2
9 - 10	28.11	0	0	0	*	*	*	28.11	*	33.5
10 - 11	28.58	0	0	0	*	*	*	28.58	*	32.9
11 - 12	27.97	0	0	0	*	*	*	27.97	*	34.3
12 - 13	28.58	0	0	0	*	*	*	28.58	*	34.4
13 - 14	29.17	0	0	0	*	*	*	29.17	*	34.3
14 - 15	28.68	0	0	0	*	*	*	28.68	*	35.6
15 - 16	29.19	0	0	0	*	*	*	29.19	*	34.2
16 - 17	30.1	0	0	0	*	*	*	30.1	*	34.6
17 - 18	29.63	0	0	0	*	*	*	29.63	*	34.4
18 - 19	30.49	0	0	0	*	*	*	30.49	*	37.5
19 - 20	32.74	0	0	0	*	*	*	32.74	*	38.8
20 - 21	33.7	0	0	*	*	*	*	33.7	*	40
21 - 22	29.8	0	0	*	*	*	*	29.8	*	36.7
22 - 23	35.7	0	0	*	*	*	*	35.7	*	45
23 - 24	25.67	0	0	*	*	*	*	25.67	*	30
Totals	715	185.5	0	0	0	0	0			
% of Total	79.4%	20.6%	0%	0%	0%	0%	0%			

Incoming Monthly Speeds  
 Mileham 16/3/23  
 By the old school facing East

from Fri-Feb-17-2023-05-00-PM to Thu-Mar-16-2023-07-59-PM

Hour	Feb 2023							Week Day Avg	Weekend Avg	Week Day 85% Avg Speed
	Monday	Tuesday	Wednesday	Thursday	Friday	Saturday	Sunday			
0 - 1	0	27	37	30.33	34.5	24	35.15	32.63	32.06	38.75
1 - 2	7	32.25	27	33.67	35.75	13.5	30.12	29.57	24.58	34
2 - 3	37	57	42	0	37	27	37	42	30.33	47.5
3 - 4	0	42	0	0	0	0	43.67	42	43.67	45
4 - 5	34.2	42	0	35.67	0	34.5	42	36.2	37	45
5 - 6	34	37.09	32.86	33	36.29	32.75	35.75	35.01	34.25	41.66
6 - 7	32.06	31.07	33.23	32.85	33.19	33.48	32.13	32.17	32.98	39.86
7 - 8	27.54	31.25	31.04	30.63	31.52	33.3	31.03	30.09	32.21	36.46
8 - 9	28.34	28.3	28.32	30.15	28.46	31.05	32.14	28.56	31.49	34.1
9 - 10	28.13	26.97	27.64	27.65	27.89	27.03	28.66	27.62	27.66	33.56
10 - 11	27.82	28.1	28.23	27.33	28.19	27.81	29.92	27.93	28.72	33.86
11 - 12	27.57	27.95	27.7	27.2	29.4	28.71	29.3	27.93	28.99	33.38
12 - 13	27.3	28.11	29.37	30.4	27.89	29.91	29.59	28.27	29.77	34.5
13 - 14	28.63	29.11	29.73	29.14	28.33	29.51	29.02	28.95	29.26	33.98
14 - 15	28.76	29.15	29.47	28.64	28.29	29.6	29.13	28.88	29.4	34.32
15 - 16	28.44	28.34	28.58	29.85	29.03	29.01	29.01	28.74	29.01	33.98
16 - 17	29.61	30.46	29.45	29.17	29.61	30.73	29.89	29.76	30.21	34.76
17 - 18	29.61	28.61	29.01	30.1	26.88	29.62	30.59	28.67	30.08	34.24
18 - 19	30.57	30.06	29.81	32	30.35	30.92	31.18	30.48	31.03	37.22
19 - 20	30.79	31.41	32.08	31.3	31.59	30.06	32.15	31.42	31.13	38.4
20 - 21	33.26	31.96	31.56	28.24	27.55	34	30.08	29.98	32.12	36.98
21 - 22	33.12	31.29	33.21	32.07	29.21	33.65	30.82	31.87	32.74	38.9
22 - 23	32	32.56	34.47	29.89	21.83	31.92	33.12	27.8	32.38	38.76
23 - 24	34.62	31.25	32	36.29	29.68	31.83	33.67	31.86	32.1	39.16

Incoming Monthly Speeds  
 Mileham 16/3/23  
 By the old school facing East

from Fri-Feb-17-2023-05-00-PM to Thu-Mar-16-2023-07-59-PM

Page 1

Hour	Mar 2023							Week Day Avg	Weekend Avg	Week Day 85% Avg Speed
	Monday	Tuesday	Wednesday	Thursday	Friday	Saturday	Sunday			
0 - 1	32	28.67	28.25	28.67	10.32	33.75	31	13.5	32.94	30.16
1 - 2	37	32	27	0	42	28.67	34.5	36	32	37.5
2 - 3	27	38.67	40	42	10.22	27	0	14.06	27	36.76
3 - 4	37	42	29.5	37	27	42	32	35.33	37	43
4 - 5	39.5	33.25	34.5	43.57	33.25	33.67	0	37.04	33.67	46
5 - 6	35.33	33.82	34.35	35.84	30.64	29.89	32.2	34.37	30.71	40.74
6 - 7	33.17	24.39	33.45	32.77	33.16	30.59	30.33	31.43	30.52	39.4
7 - 8	29.08	30.3	31.42	30.11	24.43	30.63	33.67	28.7	31.07	35.46
8 - 9	29.12	28.48	29.9	29.67	19.8	31.62	31	26.28	31.4	33.8
9 - 10	28.78	29.08	29.07	23.83	24.57	30.1	31.1	26.55	30.5	33.96
10 - 11	28.69	26.95	27.36	16.29	28.1	28.44	28.69	23.06	28.54	33.16
11 - 12	28.23	26.44	26.68	16.39	27.63	30.44	29.89	23.82	30.11	32.26
12 - 13	29.29	27.93	28.44	27.08	28.5	29.59	30.16	28.29	29.9	34.12
13 - 14	29.23	28.24	27.67	26.59	29.44	31.08	30.16	28.14	30.42	34.26
14 - 15	28.44	28.15	28.47	21.74	29.08	30.12	29.83	26.63	29.92	34.04
15 - 16	29.26	27	28.08	29.34	28.74	28.5	29.42	28.61	29.12	34.28
16 - 17	29.54	30.24	30.04	24.46	30.34	29.47	30	28.5	29.82	34.6
17 - 18	29.67	30.57	29.68	26.69	29.66	30.62	30.29	29.01	30.41	34.62
18 - 19	30.9	31.04	31.92	15.84	31.86	29.87	29.98	25	29.93	36.02
19 - 20	32.92	33.19	31.31	20.54	30.54	30.59	30.19	27.9	30.31	38.4
20 - 21	31.36	32.57	31.1	15.32	31.69	31.73	32.65	23	32.32	37.04
21 - 22	30.81	30.75	31.9	13.98	31.61	32.09	32.07	22.16	32.08	35.5
22 - 23	34.52	31.25	31.71	11.77	30.79	30.73	37.12	18.47	33.42	35.58
23 - 24	27.86	37	36.29	9.19	34.41	34.5	34.5	11.16	34.5	34.46

Page 2

Incoming Weekly EightyFifthSpeeds  
 Mileham 16/3/23  
 By the old school facing East

from Fri-Feb-17-2023-05-00-PM to Thu-Mar-16-2023-07-59-PM

	13/02/2023	to	19/02/2023							
	Monday	Tuesday	Wednesday	Thursday	Friday	Saturday	Sunday	Week	Weekend	Week Day 85%
Hour	13/02/2023	14/02/2023	15/02/2023	16/02/2023	17/02/2023	18/02/2023	19/02/2023	Day Avg	Avg	Avg Speed
0 - 1	*	*	*	*	*	0	50	0	50	0
1 - 2	*	*	*	*	*	35	40	0	37.5	0
2 - 3	*	*	*	*	*	0	0	0	0	0
3 - 4	*	*	*	*	*	0	30	0	30	0
4 - 5	*	*	*	*	*	30	0	0	30	0
5 - 6	*	*	*	*	*	40	45	0	42.5	0
6 - 7	*	*	*	*	*	42.5	35	0	38.75	0
7 - 8	*	*	*	*	*	41.7	36.7	0	39.2	0
8 - 9	*	*	*	*	*	35	40	0	37.5	0
9 - 10	*	*	*	*	*	34.6	33.6	0	34.1	0
10 - 11	*	*	*	*	*	34	35.8	0	34.9	0
11 - 12	*	*	*	*	*	33.3	34.6	0	33.95	0
12 - 13	*	*	*	*	*	35	34.6	0	34.8	0
13 - 14	*	*	*	*	*	34.4	34.1	0	34.25	0
14 - 15	*	*	*	*	*	33.4	33.8	0	33.6	0
15 - 16	*	*	*	*	*	34.1	33.7	0	33.9	0
16 - 17	*	*	*	*	*	34.6	34.4	0	34.5	0
17 - 18	*	*	*	*	35.7	33.8	38.9	35.7	36.35	35.7
18 - 19	*	*	*	*	38.2	37	38.3	38.2	37.65	38.2
19 - 20	*	*	*	*	42.5	38.3	39.3	42.5	38.8	42.5
20 - 21	*	*	*	*	39	42.5	34.2	39	38.35	39
21 - 22	*	*	*	*	35	38.3	35	35	36.65	35
22 - 23	*	*	*	*	40	38.3	38.8	40	38.55	40
23 - 24	*	*	*	*	40	40	40	40	40	40
Totals	0	0	0	0	270.4	765.8	815.8			
% of Total	0%	0%	0%	0%	14.6%	41.35%	44.05%			

Incoming Weekly EightyFifthSpeeds  
Mileham 16/3/23  
By the old school facing East

from Fri-Feb-17-2023-05-00-PM to Thu-Mar-16-2023-07-59-PM

	20/02/2023	to	26/02/2023							
	Monday	Tuesday	Wednesday	Thursday	Friday	Saturday	Sunday	Week	Weekend	Week Day 85%
Hour	20/02/2023	21/02/2023	22/02/2023	23/02/2023	24/02/2023	25/02/2023	26/02/2023	Day Avg	Avg	Avg Speed
0 - 1	0	30	50	35	40	45	37.5	38.75	41.25	38.75
1 - 2	0	45	30	45	42.5	10	35	40.62	22.5	40.62
2 - 3	45	0	45	0	40	30	40	43.33	35	43.33
3 - 4	0	45	0	0	0	0	65	45	65	45
4 - 5	45	50	0	40	0	45	45	45	45	45
5 - 6	45	47.5	40	40	43.3	40	45	43.16	42.5	43.16
6 - 7	37.5	38.3	42.5	39.4	41.2	42.5	37.5	39.78	40	39.78
7 - 8	34.8	37.3	36.7	36.7	37.3	39	36.7	36.56	37.85	36.56
8 - 9	33.4	35.3	33.6	34.9	33.8	38.1	36.7	34.2	37.4	34.2
9 - 10	34.2	33.3	34.7	33.2	32.9	35.5	36.2	33.66	35.85	33.66
10 - 11	33.6	33.9	33.6	34.5	34	34.1	34	33.92	34.05	33.92
11 - 12	32.3	33.7	33.8	31.7	34.8	34.2	33.9	33.26	34.05	33.26
12 - 13	34.3	36	34.1	37.3	32.8	34.8	35	34.9	34.9	34.9
13 - 14	33.4	34.2	34.5	33.8	33.8	35	34.2	33.94	34.6	33.94
14 - 15	34.1	34.3	34.4	34.2	34.5	35	34.8	34.3	34.9	34.3
15 - 16	34.4	33.8	33.7	34.9	33.8	34	34.4	34.12	34.2	34.12
16 - 17	34.6	35	34.5	35.6	34.2	34.4	34.8	34.78	34.6	34.78
17 - 18	34.5	33.3	34	34.4	34	35	34.6	34.04	34.8	34.04
18 - 19	36.2	39	36.7	41.2	33.8	38.3	37	37.38	37.65	37.38
19 - 20	37.5	40	37	40	36.7	36.2	38.8	38.24	37.5	38.24
20 - 21	39	37.5	35	34	34.4	45	34	35.98	39.5	35.98
21 - 22	40	33.8	40	40	36.7	38.8	33.3	38.1	36.05	38.1
22 - 23	35	42.5	45	35	31.7	35	37.5	37.84	36.25	37.84
23 - 24	42.5	40	35	45	31.7	33.8	40	38.84	36.9	38.84
Totals	776.3	868.7	813.8	815.8	787.9	828.7	910.9			
% of Total	13.38%	14.97%	14.03%	14.06%	13.58%	14.28%	15.7%			

	27/02/2023	to	05/03/2023							
	Monday	Tuesday	Wednesday	Thursday	Friday	Saturday	Sunday	Week	Weekend	Week Day 85%
Hour	27/02/2023	28/02/2023	01/03/2023	02/03/2023	03/03/2023	04/03/2023	05/03/2023	Day Avg	Avg	Avg Speed
0 - 1	0	0	35	35	35	35	35	35	35	35
1 - 2	10	45	0	0	45	35	40	33.33	37.5	33.33
2 - 3	0	60	50	45	45	35	0	50	35	50
3 - 4	0	45	35	30	0	0	35	36.67	35	36.67
4 - 5	50	40	45	52.5	50	45	0	47.5	45	47.5
5 - 6	37.5	42.5	40	41.7	45	45	35	41.34	40	41.34
6 - 7	40	37.5	41.9	40	38	41.7	35	39.48	38.35	39.48
7 - 8	33.6	37.8	37.3	34.5	34.9	42.5	40	35.62	41.25	35.62
8 - 9	34.6	33.2	34.4	34.6	33.6	38.8	34.5	34.08	36.65	34.08
9 - 10	34.1	32.2	34.6	34.8	34	34.1	35	33.94	34.55	33.94
10 - 11	33.9	32.9	32.3	34.5	33.8	34	34	33.48	34	33.48
11 - 12	33.6	33.2	31.4	33.6	34.8	35	35	33.32	35	33.32
12 - 13	33.7	33	35	34.4	33.5	34.7	36.9	33.92	35.8	33.92
13 - 14	33.8	34.1	32.9	36.5	33.5	37.1	35	34.16	36.05	34.16
14 - 15	33.9	34.5	34.7	35.7	35.5	36.1	34.7	34.86	35.4	34.86
15 - 16	33.5	33.2	34.5	35	34.2	33.5	33.4	34.08	33.45	34.08
16 - 17	35	34.2	35	35.4	34.8	35	35	34.88	35	34.88
17 - 18	34.4	34.3	33.9	35	34.7	34.8	34.1	34.46	34.45	34.46
18 - 19	36.2	33.8	36.2	35	38.3	34.3	32.9	35.9	33.6	35.9
19 - 20	38.3	40	38	39	40	37.5	35	39.06	36.25	39.06
20 - 21	41.2	40	35	34	37.5	35	40	37.54	37.5	37.54
21 - 22	37.5	40	34.4	38.3	40	38.3	35	38.04	36.65	38.04
22 - 23	40	35	35	41.7	41.7	37.5	47.5	38.68	42.5	38.68
23 - 24	38.3	37.5	35	50	45	40	35	41.16	37.5	41.16
Totals	743.1	868.9	836.5	866.2	877.8	854.9	793			
% of Total	12.72%	14.88%	14.32%	14.83%	15.03%	14.64%	13.58%			

	06/03/2023	to	12/03/2023							
	Monday	Tuesday	Wednesday	Thursday	Friday	Saturday	Sunday	Week	Weekend	Week Day 85%
Hour	06/03/2023	07/03/2023	08/03/2023	09/03/2023	10/03/2023	11/03/2023	12/03/2023	Day Avg	Avg	Avg Speed
0 - 1	0	35	35	30	12.2	43.3	0	28.05	43.3	28.05
1 - 2	0	35	30	0	45	0	0	36.67	0	36.67
2 - 3	35	45	45	0	13.5	25	0	34.62	25	34.62
3 - 4	40	45	0	45	50	45	0	45	45	45
4 - 5	45	35	30	40	35	35	0	37	35	37
5 - 6	45	42.5	40	42.5	35	30	0	41	30	41
6 - 7	40	38.8	38.3	39.4	42.5	32.5	0	39.8	32.5	39.8
7 - 8	35.6	34.6	37.7	35	34.8	36.7	0	35.54	36.7	35.54
8 - 9	35	33.2	34.2	34.6	31.6	37.5	0	33.72	37.5	33.72
9 - 10	34.7	33.9	34.3	31.8	33.3	0	0	33.6	0	33.6
10 - 11	33.7	33.7	35	25	34	0	0	32.28	0	32.28
11 - 12	33.7	30.6	32.2	27.3	33.2	0	34.4	31.4	34.4	31.4
12 - 13	34.5	33.1	33.8	34.6	35	0	35.6	34.2	35.6	34.2
13 - 14	34	33.4	33.5	35.5	34.8	0	35.5	34.24	35.5	34.24
14 - 15	33.6	33.5	33.8	33.3	33.6	0	37.3	33.56	37.3	33.56
15 - 16	35	34.4	32.6	34.2	34.5	0	35	34.14	35	34.14
16 - 17	34.1	34.5	34.6	33.6	35.5	0	34.5	34.46	34.5	34.46
17 - 18	34.3	35	34.9	33.4	36	0	38.3	34.72	38.3	34.72
18 - 19	36.7	36.4	38.8	27.2	37.8	0	38.5	35.38	38.5	35.38
19 - 20	40	41.2	36.2	32.9	36.2	0	40	37.3	40	37.3
20 - 21	37.5	40	38.3	22.5	40	0	38.3	35.66	38.3	35.66
21 - 22	38.3	37.5	40	14.6	34.4	0	40	32.96	40	32.96
22 - 23	38.8	42.5	40	10.9	32.5	0	40	32.94	40	32.94
23 - 24	35	40	45	11.1	38.8	0	40	33.98	40	33.98
Totals	809.5	883.8	833.2	674.4	829.2	285	487.4			
% of Total	16.86%	18.4%	17.35%	14.04%	17.27%	5.93%	10.15%			



	13/03/2023	to	19/03/2023							
	Monday	Tuesday	Wednesday	Thursday	Friday	Saturday	Sunday	Week	Weekend	Week Day 85%
Hour	13/03/2023	14/03/2023	15/03/2023	16/03/2023	17/03/2023	18/03/2023	19/03/2023	Day Avg	Avg	Avg Speed
0 - 1	35	35	0	0	*	*	*	35	0	35
1 - 2	40	0	0	0	*	*	*	40	0	40
2 - 3	0	45	0	0	*	*	*	45	0	45
3 - 4	40	45	0	0	*	*	*	42.5	0	42.5
4 - 5	40	37.5	0	0	*	*	*	38.75	0	38.75
5 - 6	38.3	35	0	0	*	*	*	36.65	0	36.65
6 - 7	38.8	32.5	0	0	*	*	*	35.65	0	35.65
7 - 8	35.6	0	0	0	*	*	*	35.6	0	35.6
8 - 9	33.2	0	0	0	*	*	*	33.2	0	33.2
9 - 10	33.5	0	0	0	*	*	*	33.5	0	33.5
10 - 11	32.9	0	0	0	*	*	*	32.9	0	32.9
11 - 12	34.3	0	0	0	*	*	*	34.3	0	34.3
12 - 13	34.4	0	0	0	*	*	*	34.4	0	34.4
13 - 14	34.3	0	0	0	*	*	*	34.3	0	34.3
14 - 15	35.6	0	0	0	*	*	*	35.6	0	35.6
15 - 16	34.2	0	0	0	*	*	*	34.2	0	34.2
16 - 17	34.6	0	0	0	*	*	*	34.6	0	34.6
17 - 18	34.4	0	0	0	*	*	*	34.4	0	34.4
18 - 19	37.5	0	0	0	*	*	*	37.5	0	37.5
19 - 20	38.8	0	0	0	*	*	*	38.8	0	38.8
20 - 21	40	0	0	*	*	*	*	40	0	40
21 - 22	36.7	0	0	*	*	*	*	36.7	0	36.7
22 - 23	45	0	0	*	*	*	*	45	0	45
23 - 24	30	0	0	*	*	*	*	30	0	30
Totals	837.1	230	0	0	0	0	0			
% of Total	78.45%	21.55%	0%	0%	0%	0%	0%			

Incoming Monthly EightyFifthSpeeds

Mileham 16/3/23

By the old school facing East

from Fri-Feb-17-2023-05-00-PM to Thu-Mar-16-2023-07-59-PM

Hour	Feb 2023							Week Day Avg	Weekend Avg	Week Day 85% Avg Speed
	Monday	Tuesday	Wednesday	Thursday	Friday	Saturday	Sunday			
0 - 1	0	30	50	35	40	45	40	38.75	42.5	38.75
1 - 2	10	42.5	30	45	42.5	10	37.5	34	23.75	34
2 - 3	45	60	45	0	40	30	40	47.5	35	47.5
3 - 4	0	45	0	0	0	0	65	45	65	45
4 - 5	45	50	0	40	0	45	45	45	45	45
5 - 6	40	45	40	40	43.3	40	45	41.66	42.5	41.66
6 - 7	38.3	37.9	42.5	39.4	41.2	41.2	38	39.86	39.6	39.86
7 - 8	34.2	37.4	36.7	36.7	37.3	39.3	37.5	36.46	38.4	36.46
8 - 9	34	34.2	33.6	34.9	33.8	37.1	38.3	34.1	37.7	34.1
9 - 10	34.2	32.8	34.7	33.2	32.9	35	34.7	33.56	34.85	33.56
10 - 11	33.8	33.4	33.6	34.5	34	34.1	34.5	33.86	34.3	33.86
11 - 12	33.1	33.5	33.8	31.7	34.8	33.7	34.2	33.38	33.95	33.38
12 - 13	34	34.3	34.1	37.3	32.8	34.9	34.8	34.5	34.85	34.5
13 - 14	33.6	34.2	34.5	33.8	33.8	34.8	34.2	33.98	34.5	33.98
14 - 15	34	34.5	34.4	34.2	34.5	34.5	34.3	34.32	34.4	34.32
15 - 16	34	33.5	33.7	34.9	33.8	33.9	34	33.98	33.95	33.98
16 - 17	34.9	34.6	34.5	35.6	34.2	34.5	34.6	34.76	34.55	34.76
17 - 18	34.4	33.8	34	34.4	34.6	34.4	37.1	34.24	35.75	34.24
18 - 19	36.9	34.8	36.7	41.2	36.5	37.5	38.2	37.22	37.85	37.22
19 - 20	38	39	37	40	38	37.1	39.1	38.4	38.1	38.4
20 - 21	40	39	35	34	36.9	43	34.1	36.98	38.55	36.98
21 - 22	39	38.8	40	40	36.7	39.3	34	38.9	36.65	38.9
22 - 23	40	40	45	35	33.8	37	38.3	38.76	37.65	38.76
23 - 24	42.5	38.3	35	45	35	38.8	40	39.16	39.4	39.16

Hour	Mar 2023							Week Day Avg	Weekend Avg	Week Day 85% Avg Speed
	Monday	Tuesday	Wednesday	Thursday	Friday	Saturday	Sunday			
0 - 1	35	35	32.5	35	13.3	41.7	35	30.16	38.35	30.16
1 - 2	40	35	30	0	45	35	40	37.5	37.5	37.5
2 - 3	35	45	45	45	13.8	35	0	36.76	35	36.76
3 - 4	40	45	35	45	50	45	35	43	40	43
4 - 5	45	40	45	52.5	47.5	45	0	46	45	46
5 - 6	41.7	40	40	42	40	40	35	40.74	37.5	40.74
6 - 7	39.2	37	40.5	39.6	40.7	35	35	39.4	35	39.4
7 - 8	35.6	34.6	37.5	34.8	34.8	39	40	35.46	39.5	35.46
8 - 9	34.2	33.2	34.3	34.6	32.7	38.3	34.5	33.8	36.4	33.8
9 - 10	34.1	33.9	34.5	33.7	33.6	34.1	35	33.96	34.55	33.96
10 - 11	33.5	33.7	33.8	30.9	33.9	34	34	33.16	34	33.16
11 - 12	34	30.6	31.5	31.2	34	35	34.8	32.26	34.9	32.26
12 - 13	34.4	33.1	34.3	34.7	34.1	34.7	36.6	34.12	35.65	34.12
13 - 14	34.2	33.4	33.4	36	34.3	37.1	35.3	34.26	36.2	34.26
14 - 15	34.2	33.5	34.3	33.9	34.3	36.1	36.2	34.04	36.15	34.04
15 - 16	34.5	34.4	33.6	34.7	34.2	33.5	34.3	34.28	33.9	34.28
16 - 17	34.3	34.5	34.8	34.4	35	35	34.7	34.6	34.85	34.6
17 - 18	34.3	35	34.5	34.3	35	34.8	35	34.62	34.9	34.62
18 - 19	37.2	36.4	37.8	30.6	38.1	34.3	37	36.02	35.65	36.02
19 - 20	39.4	41.2	37.2	35.6	38.6	37.5	37.5	38.4	37.5	38.4
20 - 21	38.8	40	37	30	39.4	35	38.8	37.04	36.9	37.04
21 - 22	36.7	37.5	37.5	28.3	37.5	38.3	38.3	35.5	38.3	35.5
22 - 23	43.3	42.5	38.3	15	38.8	37.5	47.5	35.58	42.5	35.58
23 - 24	35	40	43.3	11.5	42.5	40	37.5	34.46	38.75	34.46

Starting Hour	Count	Average Speed of all Traffic	Violator Counts	Average Speed of Violators
00:00:00	0	N/A	N/A	N/A
01:00:00	0	N/A	N/A	N/A
02:00:00	0	N/A	N/A	N/A
03:00:00	0	N/A	N/A	N/A
04:00:00	0	N/A	N/A	N/A
05:00:00	0	N/A	N/A	N/A
06:00:00	0	N/A	N/A	N/A
07:00:00	0	N/A	N/A	N/A
08:00:00	0	N/A	N/A	N/A
09:00:00	0	N/A	N/A	N/A
10:00:00	0	N/A	N/A	N/A
11:00:00	0	N/A	N/A	N/A
12:00:00	0	N/A	N/A	N/A
13:00:00	0	N/A	N/A	N/A
14:00:00	0	N/A	N/A	N/A
15:00:00	0	N/A	N/A	N/A
16:00:00	0	N/A	N/A	N/A
17:00:00	78	14.4	12	40.4
18:00:00	50	17.2	13	39.0
19:00:00	38	24.5	10	43.5
20:00:00	19	28.8	7	39.6
21:00:00	6	34.2	2	40.0
22:00:00	14	28.9	3	47.5
23:00:00	12	30.2	3	42.5
00:00:00	0	N/A	N/A	N/A
01:00:00	1	32.5	0	0.0
02:00:00	0	N/A	N/A	N/A
03:00:00	0	N/A	N/A	N/A
04:00:00	1	27.5	0	0.0
05:00:00	2	35.0	1	37.5
06:00:00	6	33.3	2	40.0
07:00:00	18	29.3	7	40.4
08:00:00	39	19.6	6	40.0
09:00:00	58	16.9	8	38.8
10:00:00	65	14.7	6	40.0
11:00:00	76	10.7	2	37.5
12:00:00	72	13.8	10	38.5
13:00:00	68	16.8	9	40.3
14:00:00	67	13.0	5	37.5
15:00:00	67	14.9	4	37.5
16:00:00	53	17.2	7	38.2
17:00:00	50	15.4	4	37.5
18:00:00	42	17.4	6	39.2
19:00:00	27	22.7	7	41.1
20:00:00	16	27.3	4	42.5
21:00:00	10	33.5	4	38.8
22:00:00	12	28.3	3	42.5
23:00:00	9	32.2	6	39.2
00:00:00	7	32.1	3	45.8
01:00:00	4	35.0	2	37.5
02:00:00	0	N/A	N/A	N/A

Starting Hour	Count	Average Speed of all Traffic	Violator Counts	Average Speed of Violators
03:00:00	1	27.5	0	0.0
04:00:00	0	N/A	N/A	N/A
05:00:00	2	32.5	1	42.5
06:00:00	3	29.2	0	0.0
07:00:00	16	31.6	5	38.5
08:00:00	25	30.2	10	41.5
09:00:00	41	17.3	3	37.5
10:00:00	56	16.6	8	40.6
11:00:00	67	14.0	7	38.2
12:00:00	64	15.5	7	37.5
13:00:00	60	15.8	9	38.6
14:00:00	54	15.0	4	38.8
15:00:00	73	11.2	3	37.5
16:00:00	70	13.8	10	38.0
17:00:00	40	20.9	8	40.0
18:00:00	29	22.4	11	39.8
19:00:00	27	22.4	12	38.8
20:00:00	14	23.8	1	42.5
21:00:00	6	31.7	1	42.5
22:00:00	8	25.0	3	37.5
23:00:00	3	34.2	2	37.5
00:00:00	0	N/A	N/A	N/A
01:00:00	0	N/A	N/A	N/A
02:00:00	2	37.5	1	42.5
03:00:00	0	N/A	N/A	N/A
04:00:00	2	40.0	2	40.0
05:00:00	7	32.1	3	42.5
06:00:00	25	26.2	9	38.6
07:00:00	88	11.8	11	38.9
08:00:00	99	11.8	6	37.5
09:00:00	71	14.6	9	39.7
10:00:00	65	13.5	3	39.2
11:00:00	72	13.6	4	37.5
12:00:00	59	14.2	7	38.9
13:00:00	66	14.9	5	38.5
14:00:00	58	13.2	4	40.0
15:00:00	95	11.8	11	38.0
16:00:00	99	11.3	11	38.0
17:00:00	77	13.5	9	38.6
18:00:00	54	18.8	10	40.5
19:00:00	20	23.4	4	40.0
20:00:00	14	29.3	6	40.0
21:00:00	14	28.0	8	40.0
22:00:00	6	32.5	1	42.5
23:00:00	4	28.1	2	42.5
00:00:00	1	27.5	0	0.0
01:00:00	1	42.5	1	42.5
02:00:00	0	N/A	N/A	N/A
03:00:00	1	42.5	1	42.5
04:00:00	1	47.5	1	47.5
05:00:00	10	37.5	5	44.5

Starting Hour	Count	Average Speed of all Traffic	Violator Counts	Average Speed of Violators
06:00:00	36	23.3	9	39.7
07:00:00	103	11.4	21	39.9
08:00:00	99	10.1	14	37.5
09:00:00	75	14.3	7	37.5
10:00:00	51	14.5	4	38.8
11:00:00	64	13.5	4	37.5
12:00:00	59	18.2	10	38.0
13:00:00	76	14.1	8	37.5
14:00:00	72	12.3	8	37.5
15:00:00	96	10.9	7	37.5
16:00:00	93	12.9	13	39.4
17:00:00	88	11.4	5	39.5
18:00:00	48	18.6	10	41.5
19:00:00	20	26.0	5	41.5
20:00:00	17	24.9	3	40.8
21:00:00	10	28.5	1	37.5
22:00:00	12	33.1	5	41.5
23:00:00	10	23.3	3	40.8
00:00:00	2	37.5	1	47.5
01:00:00	1	27.5	0	0.0
02:00:00	1	42.5	1	42.5
03:00:00	0	N/A	N/A	N/A
04:00:00	0	N/A	N/A	N/A
05:00:00	6	27.9	2	40.0
06:00:00	31	23.9	10	42.0
07:00:00	79	12.3	15	40.5
08:00:00	100	11.5	6	38.3
09:00:00	80	12.5	9	37.5
10:00:00	59	16.6	5	39.5
11:00:00	70	14.1	6	38.3
12:00:00	65	13.5	5	39.5
13:00:00	63	14.0	6	38.3
14:00:00	70	12.4	9	38.1
15:00:00	97	10.3	7	37.5
16:00:00	106	11.0	11	38.9
17:00:00	83	12.6	8	40.6
18:00:00	51	16.4	8	37.5
19:00:00	31	20.1	10	38.0
20:00:00	9	28.3	1	37.5
21:00:00	12	31.5	4	40.0
22:00:00	19	30.0	8	43.1
23:00:00	5	31.5	1	47.5
00:00:00	3	30.8	0	0.0
01:00:00	3	34.2	1	42.5
02:00:00	0	N/A	N/A	N/A
03:00:00	0	N/A	N/A	N/A
04:00:00	3	23.3	2	37.5
05:00:00	9	34.2	3	40.8
06:00:00	32	25.2	12	40.0
07:00:00	88	14.2	19	39.1
08:00:00	89	13.3	12	38.3

Starting Hour	Count	Average Speed of all Traffic	Violator Counts	Average Speed of Violators
09:00:00	71	13.5	6	38.3
10:00:00	68	14.7	8	39.4
11:00:00	61	13.2	2	37.5
12:00:00	57	18.2	12	38.3
13:00:00	67	14.0	4	37.5
14:00:00	72	15.3	9	39.2
15:00:00	106	12.9	13	39.4
16:00:00	98	12.9	16	37.8
17:00:00	92	12.6	11	40.7
18:00:00	54	22.2	17	41.0
19:00:00	28	21.3	6	40.0
20:00:00	33	21.2	4	38.8
21:00:00	17	27.4	6	40.0
22:00:00	8	27.2	1	37.5
23:00:00	8	35.6	3	44.2
00:00:00	2	35.0	1	37.5
01:00:00	3	37.5	2	42.5
02:00:00	2	35.0	1	37.5
03:00:00	0	N/A	N/A	N/A
04:00:00	0	N/A	N/A	N/A
05:00:00	7	36.8	4	41.3
06:00:00	24	24.1	9	41.4
07:00:00	90	13.3	18	40.3
08:00:00	110	12.1	13	38.3
09:00:00	88	12.2	4	38.8
10:00:00	72	12.8	5	37.5
11:00:00	71	14.3	9	38.6
12:00:00	77	11.9	2	37.5
13:00:00	59	14.6	5	38.5
14:00:00	77	16.3	10	39.5
15:00:00	101	10.1	5	39.5
16:00:00	68	13.2	6	38.3
17:00:00	71	15.5	9	39.7
18:00:00	79	12.8	5	42.5
19:00:00	25	19.8	3	40.8
20:00:00	31	17.8	4	37.5
21:00:00	12	24.6	3	37.5
22:00:00	37	9.6	2	45.0
23:00:00	12	23.5	0	0.0
00:00:00	5	24.5	2	45.0
01:00:00	3	2.5	0	0.0
02:00:00	2	27.5	0	0.0
03:00:00	0	N/A	N/A	N/A
04:00:00	1	42.5	1	42.5
05:00:00	3	35.8	2	40.0
06:00:00	16	28.1	4	41.3
07:00:00	21	23.1	8	39.4
08:00:00	43	22.2	11	39.8
09:00:00	79	14.5	13	39.0
10:00:00	83	12.4	7	37.5
11:00:00	87	12.6	8	39.4

Starting Hour	Count	Average Speed of all Traffic	Violator Counts	Average Speed of Violators
12:00:00	90	14.5	15	39.2
13:00:00	59	15.2	9	38.1
14:00:00	75	14.3	12	38.3
15:00:00	65	13.3	4	38.8
16:00:00	42	15.7	1	37.5
17:00:00	42	20.4	9	42.5
18:00:00	37	20.8	7	41.8
19:00:00	24	20.9	6	40.0
20:00:00	12	28.8	5	43.5
21:00:00	12	26.0	4	41.3
22:00:00	15	29.0	3	37.5
23:00:00	10	26.3	1	42.5
00:00:00	5	34.5	2	37.5
01:00:00	5	28.5	1	37.5
02:00:00	1	37.5	1	37.5
03:00:00	2	52.5	2	52.5
04:00:00	1	42.5	1	42.5
05:00:00	5	37.5	3	42.5
06:00:00	10	27.0	5	37.5
07:00:00	15	27.8	3	40.8
08:00:00	32	21.9	8	38.1
09:00:00	46	17.2	7	38.2
10:00:00	64	14.3	7	40.4
11:00:00	72	12.2	4	38.8
12:00:00	54	16.9	6	40.0
13:00:00	67	14.5	9	39.2
14:00:00	57	18.2	6	38.3
15:00:00	60	15.7	6	38.3
16:00:00	78	14.6	10	38.0
17:00:00	43	19.0	7	38.9
18:00:00	35	19.6	6	38.3
19:00:00	26	27.7	8	41.3
20:00:00	12	22.7	1	37.5
21:00:00	6	20.0	0	0.0
22:00:00	7	27.1	2	37.5
23:00:00	1	37.5	1	37.5
00:00:00	0	N/A	N/A	N/A
01:00:00	2	7.5	0	0.0
02:00:00	0	N/A	N/A	N/A
03:00:00	0	N/A	N/A	N/A
04:00:00	3	23.3	1	47.5
05:00:00	11	30.9	3	40.8
06:00:00	21	26.2	6	40.8
07:00:00	102	9.7	7	37.5
08:00:00	89	12.8	12	39.2
09:00:00	81	12.6	7	37.5
10:00:00	65	15.1	6	38.3
11:00:00	49	16.1	2	42.5
12:00:00	68	15.8	7	37.5
13:00:00	68	13.5	4	41.3
14:00:00	72	15.1	6	40.0



Starting Hour	Count	Average Speed of all Traffic	Violator Counts	Average Speed of Violators
15:00:00	103	10.8	7	38.2
16:00:00	74	13.2	8	38.1
17:00:00	96	12.2	14	39.3
18:00:00	47	18.0	8	43.8
19:00:00	22	21.6	5	38.5
20:00:00	15	29.5	5	40.5
21:00:00	22	24.7	6	39.2
22:00:00	11	32.5	4	40.0
23:00:00	4	35.0	3	37.5
00:00:00	0	N/A	N/A	N/A
01:00:00	3	21.7	1	42.5
02:00:00	1	57.5	1	57.5
03:00:00	1	42.5	1	42.5
04:00:00	1	37.5	1	37.5
05:00:00	11	33.6	8	40.0
06:00:00	28	20.6	6	40.8
07:00:00	90	13.3	23	39.0
08:00:00	118	10.6	8	40.6
09:00:00	91	11.2	3	37.5
10:00:00	63	14.9	4	38.8
11:00:00	57	15.9	4	37.5
12:00:00	73	13.2	4	40.0
13:00:00	62	13.1	4	38.8
14:00:00	63	15.8	8	38.1
15:00:00	82	11.3	4	38.8
16:00:00	90	10.9	7	39.6
17:00:00	88	13.2	9	38.6
18:00:00	47	16.7	4	37.5
19:00:00	28	23.0	7	43.2
20:00:00	16	28.1	5	39.5
21:00:00	10	35.0	5	39.5
22:00:00	12	23.5	2	40.0
23:00:00	12	22.7	4	37.5
00:00:00	3	27.5	0	0.0
01:00:00	0	N/A	N/A	N/A
02:00:00	1	42.5	1	42.5
03:00:00	3	35.8	1	47.5
04:00:00	0	N/A	N/A	N/A
05:00:00	8	30.9	5	38.5
06:00:00	35	24.3	17	40.4
07:00:00	85	15.1	22	39.3
08:00:00	79	14.7	9	38.1
09:00:00	61	15.5	7	38.2
10:00:00	46	15.1	2	37.5
11:00:00	72	11.7	2	45.0
12:00:00	72	15.8	9	38.6
13:00:00	69	12.6	6	40.8
14:00:00	77	12.8	6	39.2
15:00:00	83	13.3	10	38.5
16:00:00	103	13.0	16	39.4
17:00:00	79	13.1	8	38.1

Starting Hour	Count	Average Speed of all Traffic	Violator Counts	Average Speed of Violators
18:00:00	56	16.1	10	39.5
19:00:00	30	22.9	9	39.7
20:00:00	15	21.0	2	37.5
21:00:00	16	21.4	1	37.5
22:00:00	11	28.6	2	42.5
23:00:00	4	33.8	1	42.5
00:00:00	2	30.0	0	0.0
01:00:00	0	N/A	N/A	N/A
02:00:00	1	42.5	1	42.5
03:00:00	1	27.5	0	0.0
04:00:00	5	37.0	5	47.5
05:00:00	10	30.0	7	39.6
06:00:00	21	29.0	8	40.6
07:00:00	92	10.3	9	40.3
08:00:00	92	13.2	12	39.2
09:00:00	77	14.2	11	39.3
10:00:00	79	12.8	9	38.1
11:00:00	67	15.0	5	38.5
12:00:00	52	20.0	6	38.3
13:00:00	72	15.4	11	39.3
14:00:00	69	15.3	13	39.4
15:00:00	96	12.6	14	39.3
16:00:00	83	13.5	13	38.7
17:00:00	104	12.3	16	39.7
18:00:00	45	19.2	7	41.1
19:00:00	26	25.9	8	39.4
20:00:00	22	21.1	2	37.5
21:00:00	17	20.4	4	38.8
22:00:00	15	28.0	5	40.5
23:00:00	8	38.8	5	43.5
00:00:00	2	30.0	0	0.0
01:00:00	1	42.5	1	42.5
02:00:00	1	42.5	1	42.5
03:00:00	0	N/A	N/A	N/A
04:00:00	2	47.5	2	47.5
05:00:00	5	33.5	1	47.5
06:00:00	30	19.8	9	39.7
07:00:00	78	13.5	12	40.4
08:00:00	109	11.1	7	38.9
09:00:00	70	15.0	6	38.3
10:00:00	69	14.1	4	40.0
11:00:00	68	17.3	9	39.7
12:00:00	83	11.6	5	38.5
13:00:00	67	14.5	5	38.5
14:00:00	79	13.2	13	38.7
15:00:00	118	10.8	11	39.3
16:00:00	102	11.3	11	38.9
17:00:00	95	12.1	14	38.2
18:00:00	51	19.2	14	39.3
19:00:00	42	19.6	13	41.3
20:00:00	19	22.5	3	42.5

Starting Hour	Count	Average Speed of all Traffic	Violator Counts	Average Speed of Violators
21:00:00	21	29.0	8	40.0
22:00:00	12	29.6	6	40.0
23:00:00	9	31.7	4	45.0
00:00:00	6	33.3	2	40.0
01:00:00	3	29.2	0	0.0
02:00:00	2	30.0	0	0.0
03:00:00	0	N/A	N/A	N/A
04:00:00	1	42.5	1	42.5
05:00:00	3	35.8	2	40.0
06:00:00	6	31.7	1	42.5
07:00:00	19	28.8	7	41.8
08:00:00	36	24.4	9	40.8
09:00:00	59	15.4	4	37.5
10:00:00	71	14.7	5	40.5
11:00:00	60	14.8	10	38.0
12:00:00	76	14.9	9	39.2
13:00:00	51	18.4	11	39.3
14:00:00	56	15.3	10	38.5
15:00:00	57	15.7	6	40.0
16:00:00	71	14.2	8	38.8
17:00:00	53	17.0	8	40.0
18:00:00	52	16.0	3	42.5
19:00:00	22	26.9	6	40.0
20:00:00	10	26.5	2	40.0
21:00:00	11	29.1	4	38.8
22:00:00	10	29.3	3	40.8
23:00:00	10	33.0	4	38.8
00:00:00	5	31.5	1	37.5
01:00:00	2	35.0	1	42.5
02:00:00	2	35.0	1	37.5
03:00:00	1	32.5	0	0.0
04:00:00	0	N/A	N/A	N/A
05:00:00	5	26.0	1	42.5
06:00:00	5	31.5	1	37.5
07:00:00	7	33.2	3	39.2
08:00:00	30	17.6	3	39.2
09:00:00	38	18.9	5	39.5
10:00:00	48	18.6	3	40.8
11:00:00	62	16.3	9	40.3
12:00:00	42	19.7	9	38.1
13:00:00	63	16.8	9	41.4
14:00:00	48	18.3	7	38.2
15:00:00	67	13.6	5	38.5
16:00:00	66	14.0	9	38.6
17:00:00	45	17.9	4	38.8
18:00:00	24	15.4	0	0.0
19:00:00	27	18.9	4	40.0
20:00:00	12	27.9	3	40.8
21:00:00	11	29.1	2	37.5
22:00:00	6	32.9	3	45.8
23:00:00	2	32.5	0	0.0

Starting Hour	Count	Average Speed of all Traffic	Violator Counts	Average Speed of Violators
00:00:00	0	N/A	N/A	N/A
01:00:00	0	N/A	N/A	N/A
02:00:00	2	27.5	0	0.0
03:00:00	1	37.5	1	37.5
04:00:00	0	N/A	N/A	N/A
05:00:00	14	30.2	8	41.9
06:00:00	16	25.9	7	39.6
07:00:00	80	14.1	13	39.0
08:00:00	99	11.7	16	39.1
09:00:00	62	16.0	7	39.6
10:00:00	55	16.8	4	38.8
11:00:00	66	12.9	5	37.5
12:00:00	79	12.7	8	38.1
13:00:00	50	17.7	4	38.8
14:00:00	61	15.4	3	39.2
15:00:00	89	13.4	15	38.8
16:00:00	96	10.2	7	37.5
17:00:00	85	13.0	9	40.8
18:00:00	51	16.8	11	39.3
19:00:00	20	28.4	6	41.7
20:00:00	17	25.9	4	38.8
21:00:00	16	27.8	3	40.8
22:00:00	13	31.9	6	38.3
23:00:00	4	30.0	1	37.5
00:00:00	1	32.5	0	0.0
01:00:00	1	32.5	0	0.0
02:00:00	1	42.5	1	42.5
03:00:00	2	42.5	2	42.5
04:00:00	4	33.8	1	42.5
05:00:00	8	35.6	4	40.0
06:00:00	29	27.9	11	38.4
07:00:00	88	10.9	10	38.5
08:00:00	104	10.2	5	37.5
09:00:00	87	12.5	7	39.6
10:00:00	57	15.9	4	37.5
11:00:00	56	13.1	2	37.5
12:00:00	74	12.5	4	41.3
13:00:00	61	15.2	4	38.8
14:00:00	74	11.6	3	42.5
15:00:00	101	12.9	12	37.9
16:00:00	93	11.8	9	39.7
17:00:00	84	12.8	12	38.8
18:00:00	60	15.0	12	39.6
19:00:00	26	25.2	9	40.8
20:00:00	26	26.1	11	38.9
21:00:00	8	31.3	2	37.5
22:00:00	11	27.5	3	44.2
23:00:00	6	36.7	3	40.8
00:00:00	1	32.5	0	0.0
01:00:00	1	27.5	0	0.0
02:00:00	3	37.5	2	40.0

Starting Hour	Count	Average Speed of all Traffic	Violator Counts	Average Speed of Violators
03:00:00	0	N/A	N/A	N/A
04:00:00	1	27.5	0	0.0
05:00:00	10	23.8	2	42.5
06:00:00	25	28.5	11	38.4
07:00:00	85	15.8	18	40.0
08:00:00	99	11.6	9	38.6
09:00:00	76	13.3	7	38.2
10:00:00	70	14.5	10	38.5
11:00:00	63	14.4	6	39.2
12:00:00	57	14.5	4	40.0
13:00:00	75	13.7	4	40.0
14:00:00	72	13.6	4	38.8
15:00:00	103	9.9	5	38.5
16:00:00	87	13.2	10	38.5
17:00:00	99	12.7	13	40.6
18:00:00	61	17.7	18	39.2
19:00:00	25	22.0	5	38.5
20:00:00	17	28.1	5	39.5
21:00:00	14	28.6	6	39.2
22:00:00	16	27.0	5	40.5
23:00:00	3	40.8	3	40.8
00:00:00	1	27.5	0	0.0
01:00:00	0	N/A	N/A	N/A
02:00:00	0	N/A	N/A	N/A
03:00:00	2	42.5	2	42.5
04:00:00	2	35.0	1	37.5
05:00:00	6	30.4	4	40.0
06:00:00	28	25.1	11	39.3
07:00:00	85	12.4	17	38.4
08:00:00	98	11.3	8	37.5
09:00:00	93	9.6	6	38.3
10:00:00	220	3.9	3	37.5
11:00:00	173	3.9	1	37.5
12:00:00	97	10.1	12	37.5
13:00:00	100	12.5	14	39.6
14:00:00	130	8.8	12	38.8
15:00:00	71	12.9	6	39.2
16:00:00	159	8.4	16	39.1
17:00:00	105	11.0	9	39.7
18:00:00	218	4.4	7	39.6
19:00:00	33	20.6	7	39.6
20:00:00	159	3.9	4	42.5
21:00:00	74	4.3	2	37.5
22:00:00	169	3.0	3	37.5
23:00:00	395	0.7	1	52.5
00:00:00	84	2.7	2	40.0
01:00:00	1	42.5	1	42.5
02:00:00	66	1.1	0	0.0
03:00:00	2	27.5	1	47.5
04:00:00	2	20.0	0	0.0
05:00:00	5	26.5	1	37.5

Starting Hour	Count	Average Speed of all Traffic	Violator Counts	Average Speed of Violators
06:00:00	16	31.3	7	41.1
07:00:00	120	11.3	17	39.6
08:00:00	221	6.2	14	39.3
09:00:00	107	10.8	10	39.5
10:00:00	64	15.3	4	37.5
11:00:00	84	12.6	7	39.6
12:00:00	66	14.1	9	37.5
13:00:00	65	14.9	9	38.6
14:00:00	86	11.8	5	39.5
15:00:00	92	13.7	11	37.5
16:00:00	80	14.7	14	38.9
17:00:00	79	13.3	13	39.0
18:00:00	53	19.3	14	40.4
19:00:00	29	18.2	5	38.5
20:00:00	29	23.5	10	39.5
21:00:00	18	28.2	2	37.5
22:00:00	16	15.8	0	0.0
23:00:00	9	31.4	4	37.5
00:00:00	8	30.9	4	41.3
01:00:00	0	N/A	N/A	N/A
02:00:00	1	22.5	0	0.0
03:00:00	1	42.5	1	42.5
04:00:00	2	30.0	0	0.0
05:00:00	5	15.5	0	0.0
06:00:00	7	28.9	0	0.0
07:00:00	19	29.5	4	40.0
08:00:00	21	23.2	4	40.0
09:00:00	0	N/A	N/A	N/A
10:00:00	0	N/A	N/A	N/A
11:00:00	0	N/A	N/A	N/A
12:00:00	0	N/A	N/A	N/A
13:00:00	0	N/A	N/A	N/A
14:00:00	0	N/A	N/A	N/A
15:00:00	0	N/A	N/A	N/A
16:00:00	0	N/A	N/A	N/A
17:00:00	0	N/A	N/A	N/A
18:00:00	0	N/A	N/A	N/A
19:00:00	0	N/A	N/A	N/A
20:00:00	0	N/A	N/A	N/A
21:00:00	0	N/A	N/A	N/A
22:00:00	0	N/A	N/A	N/A
23:00:00	0	N/A	N/A	N/A
00:00:00	0	N/A	N/A	N/A
01:00:00	0	N/A	N/A	N/A
02:00:00	0	N/A	N/A	N/A
03:00:00	0	N/A	N/A	N/A
04:00:00	0	N/A	N/A	N/A
05:00:00	0	N/A	N/A	N/A
06:00:00	0	N/A	N/A	N/A
07:00:00	0	N/A	N/A	N/A
08:00:00	0	N/A	N/A	N/A

Starting Hour	Count	Average Speed of all Traffic	Violator Counts	Average Speed of Violators
09:00:00	0	N/A	N/A	N/A
10:00:00	0	N/A	N/A	N/A
11:00:00	15	12.0	1	37.5
12:00:00	48	19.3	9	38.6
13:00:00	70	15.1	11	38.0
14:00:00	67	16.0	15	38.8
15:00:00	74	15.0	11	40.7
16:00:00	62	16.2	8	38.1
17:00:00	37	20.2	7	39.6
18:00:00	37	22.0	12	37.9
19:00:00	13	31.5	7	39.6
20:00:00	7	27.9	3	37.5
21:00:00	4	33.8	2	40.0
22:00:00	2	35.0	1	37.5
23:00:00	2	37.5	2	37.5
00:00:00	1	32.5	0	0.0
01:00:00	1	37.5	1	37.5
02:00:00	0	N/A	N/A	N/A
03:00:00	1	37.5	1	37.5
04:00:00	1	37.5	1	37.5
05:00:00	11	25.5	4	38.8
06:00:00	24	25.0	9	38.1
07:00:00	77	16.0	13	40.2
08:00:00	109	8.9	4	37.5
09:00:00	69	14.3	5	37.5
10:00:00	64	12.4	3	39.2
11:00:00	76	13.7	6	40.0
12:00:00	60	17.9	9	39.2
13:00:00	62	15.9	6	37.5
14:00:00	57	18.4	10	37.5
15:00:00	87	12.6	9	39.7
16:00:00	107	11.6	11	39.3
17:00:00	71	12.9	8	38.8
18:00:00	63	15.8	12	39.2
19:00:00	20	22.8	5	40.5
20:00:00	13	26.0	7	41.1
21:00:00	11	30.2	3	37.5
22:00:00	13	23.3	3	45.8
23:00:00	4	23.1	1	42.5
00:00:00	2	27.5	0	0.0
01:00:00	0	N/A	N/A	N/A
02:00:00	2	37.5	1	42.5
03:00:00	1	42.5	1	42.5
04:00:00	3	32.5	1	37.5
05:00:00	8	29.1	2	42.5
06:00:00	23	10.5	2	37.5
07:00:00	0	N/A	N/A	N/A
08:00:00	0	N/A	N/A	N/A
09:00:00	0	N/A	N/A	N/A
10:00:00	0	N/A	N/A	N/A
11:00:00	0	N/A	N/A	N/A

Starting Hour	Count	Average Speed of all Traffic	Violator Counts	Average Speed of Violators
12:00:00	0	N/A	N/A	N/A
13:00:00	0	N/A	N/A	N/A
14:00:00	0	N/A	N/A	N/A
15:00:00	0	N/A	N/A	N/A
16:00:00	0	N/A	N/A	N/A
17:00:00	0	N/A	N/A	N/A
18:00:00	0	N/A	N/A	N/A
19:00:00	0	N/A	N/A	N/A
20:00:00	0	N/A	N/A	N/A
21:00:00	0	N/A	N/A	N/A
22:00:00	0	N/A	N/A	N/A
23:00:00	0	N/A	N/A	N/A
00:00:00	0	N/A	N/A	N/A
01:00:00	0	N/A	N/A	N/A
02:00:00	0	N/A	N/A	N/A
03:00:00	0	N/A	N/A	N/A
04:00:00	0	N/A	N/A	N/A
05:00:00	0	N/A	N/A	N/A
06:00:00	0	N/A	N/A	N/A
07:00:00	0	N/A	N/A	N/A
08:00:00	0	N/A	N/A	N/A
09:00:00	0	N/A	N/A	N/A
10:00:00	0	N/A	N/A	N/A
11:00:00	0	N/A	N/A	N/A
12:00:00	0	N/A	N/A	N/A
13:00:00	0	N/A	N/A	N/A
14:00:00	0	N/A	N/A	N/A
15:00:00	0	N/A	N/A	N/A
16:00:00	0	N/A	N/A	N/A
17:00:00	0	N/A	N/A	N/A
18:00:00	0	N/A	N/A	N/A
19:00:00	0	N/A	N/A	N/A
20:00:00	0	N/A	N/A	N/A
21:00:00	0	N/A	N/A	N/A
22:00:00	0	N/A	N/A	N/A
23:00:00	0	N/A	N/A	N/A



Incoming Histogram

Mileham 16/3/23

By the old school facing East

from Fri-Feb-17-2023-05-00-PM to Thu-Mar-16-2023-07-59-PM

Date	Starting Hr:min	<15	15 to <20	20 to <25	25 to <30	30 to <35	35 to <40	40 to <45	45 to <50	50 to <55	55 to <60	60 to <65	65 to <70	70 to <75	75 to <80	80 to <85	85 to <90	90 to <95	95 to <100	100 to >105	Total Counts	Avg Speed (MPH)	85pct Speed	10MPH Pace	% in pace	# of Speeders	% Speeders
17/02/2023	00:00	*	*	*	*	*	*	*	*	*	*	*	*	*	*	*	*	*	*	*	*	*	*	*	*	*	*
17/02/2023	01:00	*	*	*	*	*	*	*	*	*	*	*	*	*	*	*	*	*	*	*	*	*	*	*	*	*	*
17/02/2023	02:00	*	*	*	*	*	*	*	*	*	*	*	*	*	*	*	*	*	*	*	*	*	*	*	*	*	*
17/02/2023	03:00	*	*	*	*	*	*	*	*	*	*	*	*	*	*	*	*	*	*	*	*	*	*	*	*	*	*
17/02/2023	04:00	*	*	*	*	*	*	*	*	*	*	*	*	*	*	*	*	*	*	*	*	*	*	*	*	*	*
17/02/2023	05:00	*	*	*	*	*	*	*	*	*	*	*	*	*	*	*	*	*	*	*	*	*	*	*	*	*	*
17/02/2023	06:00	*	*	*	*	*	*	*	*	*	*	*	*	*	*	*	*	*	*	*	*	*	*	*	*	*	*
17/02/2023	07:00	*	*	*	*	*	*	*	*	*	*	*	*	*	*	*	*	*	*	*	*	*	*	*	*	*	*
17/02/2023	08:00	*	*	*	*	*	*	*	*	*	*	*	*	*	*	*	*	*	*	*	*	*	*	*	*	*	*
17/02/2023	09:00	*	*	*	*	*	*	*	*	*	*	*	*	*	*	*	*	*	*	*	*	*	*	*	*	*	*
17/02/2023	10:00	*	*	*	*	*	*	*	*	*	*	*	*	*	*	*	*	*	*	*	*	*	*	*	*	*	*
17/02/2023	11:00	*	*	*	*	*	*	*	*	*	*	*	*	*	*	*	*	*	*	*	*	*	*	*	*	*	*
17/02/2023	12:00	*	*	*	*	*	*	*	*	*	*	*	*	*	*	*	*	*	*	*	*	*	*	*	*	*	*
17/02/2023	13:00	*	*	*	*	*	*	*	*	*	*	*	*	*	*	*	*	*	*	*	*	*	*	*	*	*	*
17/02/2023	14:00	*	*	*	*	*	*	*	*	*	*	*	*	*	*	*	*	*	*	*	*	*	*	*	*	*	*
17/02/2023	15:00	*	*	*	*	*	*	*	*	*	*	*	*	*	*	*	*	*	*	*	*	*	*	*	*	*	*
17/02/2023	16:00	*	*	*	*	*	*	*	*	*	*	*	*	*	*	*	*	*	*	*	*	*	*	*	*	*	*
17/02/2023	17:00	0	2	8	31	28	7	5	0	1	0	0	0	0	0	0	0	0	0	0	82	30.4	35.7	25 to 35	72.0	13	15.9
17/02/2023	18:00	0	0	1	14	20	11	4	0	0	0	0	0	0	0	0	0	0	0	0	50	32.6	38.2	25 to 35	68.0	15	30.0
17/02/2023	19:00	0	3	1	9	14	2	2	2	2	0	0	0	0	0	0	0	0	0	0	35	32.2	42.5	25 to 35	65.7	8	22.9
17/02/2023	20:00	0	2	1	2	7	5	2	0	0	0	0	0	0	0	0	0	0	0	0	19	31.8	39	30 to 40	63.2	7	36.8
17/02/2023	21:00	0	0	0	2	4	0	1	0	0	0	0	0	0	0	0	0	0	0	0	7	32	35	25 to 35	85.7	1	14.3
17/02/2023	22:00	0	1	2	3	6	1	0	0	2	0	0	0	0	0	0	0	0	0	0	15	31.9	40	25 to 35	60.0	3	20.0
17/02/2023	23:00	0	0	0	2	4	2	0	0	1	0	0	0	0	0	0	0	0	0	0	9	34.2	40	25 to 35	66.7	3	33.3
24 Hr Summary		0	8	13	63	83	28	14	2	6	0	0	0	0	0	0	0	0	0	0	217	31.6	38	25 to 35	67.3	50	23.0

Incoming Histogram  
 Mileham 16/3/23  
 By the old school facing East

from Fri-Feb-17-2023-05-00-PM to Thu-Mar-16-2023-07-59-PM

Date	Starting Hr:min	<15	15 to <20	20 to <25	25 to <30	30 to <35	35 to <40	40 to <45	45 to <50	50 to <55	55 to <60	60 to <65	65 to <70	70 to <75	75 to <80	80 to <85	85 to <90	90 to <95	95 to <100	100 to >105	Total Counts	Avg Speed (MPH)	85pct Speed	10MPH Pace	% in pace	# of Speeders	% Speeders
18/02/2023	00:00	0	0	0	0	0	0	0	0	0	0	0	0	0	0	0	0	0	0	0	0	0	0	*	*	*	*
18/02/2023	01:00	0	0	0	0	1	0	0	0	0	0	0	0	0	0	0	0	0	0	0	1	32	35	25 to 35	100.0	*	*
18/02/2023	02:00	0	0	0	0	0	0	0	0	0	0	0	0	0	0	0	0	0	0	0	0	0	0	*	*	*	*
18/02/2023	03:00	0	0	0	0	0	0	0	0	0	0	0	0	0	0	0	0	0	0	0	0	0	0	*	*	*	*
18/02/2023	04:00	0	0	0	1	0	0	0	0	0	0	0	0	0	0	0	0	0	0	0	1	27	30	20 to 30	100.0	*	*
18/02/2023	05:00	0	0	0	0	1	1	0	0	0	0	0	0	0	0	0	0	0	0	0	2	34.5	40	30 to 40	100.0	1	50.0
18/02/2023	06:00	0	0	0	2	3	2	2	0	0	0	0	0	0	0	0	0	0	0	0	9	34.2	42.5	25 to 35	55.6	4	44.4
18/02/2023	07:00	0	0	0	3	8	2	3	0	0	0	0	0	0	0	0	0	0	0	0	16	33.7	41.7	25 to 35	68.8	5	31.3
18/02/2023	08:00	0	1	1	18	15	4	1	1	0	0	0	0	0	0	0	0	0	0	0	41	30.6	35	25 to 35	80.5	6	14.6
18/02/2023	09:00	0	3	12	23	14	6	2	0	0	0	0	0	0	0	0	0	0	0	0	60	28.5	34.6	25 to 35	61.7	8	13.3
18/02/2023	10:00	1	1	7	35	20	4	1	1	0	0	0	0	0	0	0	0	0	0	0	70	28.9	34	25 to 35	78.6	6	8.6
18/02/2023	11:00	1	2	8	32	27	2	0	0	0	0	0	0	0	0	0	0	0	0	0	72	28.5	33.3	25 to 35	81.9	2	2.8
18/02/2023	12:00	2	0	3	31	26	9	2	0	0	0	0	0	0	0	0	0	0	0	0	73	30	35	25 to 35	78.1	11	15.1
18/02/2023	13:00	2	3	6	31	17	4	3	1	0	0	0	0	0	0	0	0	0	0	0	67	28.8	34.4	25 to 35	71.6	8	11.9
18/02/2023	14:00	2	0	6	39	19	5	0	0	0	0	0	0	0	0	0	0	0	0	0	71	28.5	33.4	25 to 35	81.7	5	7.0
18/02/2023	15:00	2	1	9	23	23	5	0	0	0	0	0	0	0	0	0	0	0	0	0	63	28.4	34.1	25 to 35	73.0	5	7.9
18/02/2023	16:00	0	0	1	21	24	5	1	0	0	0	0	0	0	0	0	0	0	0	0	52	30.8	34.6	25 to 35	86.5	6	11.5
18/02/2023	17:00	1	0	7	25	17	4	0	0	0	0	0	0	0	0	0	0	0	0	0	54	28.7	33.8	25 to 35	77.8	4	7.4
18/02/2023	18:00	1	0	1	15	11	5	2	0	0	0	0	0	0	0	0	0	0	0	0	35	30.6	37	25 to 35	74.3	7	20.0
18/02/2023	19:00	0	1	1	11	6	3	1	2	0	0	0	0	0	0	0	0	0	0	0	25	31.2	38.3	25 to 35	68.0	6	24.0
18/02/2023	20:00	0	0	0	7	5	0	4	0	0	0	0	0	0	0	0	0	0	0	0	16	32.4	42.5	25 to 35	75.0	4	25.0
18/02/2023	21:00	0	0	0	3	3	3	1	0	0	0	0	0	0	0	0	0	0	0	0	10	33	38.3	25 to 35	60.0	4	40.0
18/02/2023	22:00	0	0	0	3	6	3	0	0	1	0	0	0	0	0	0	0	0	0	0	13	33.7	38.3	25 to 35	69.2	4	30.8
18/02/2023	23:00	0	0	0	1	2	4	0	1	0	0	0	0	0	0	0	0	0	0	0	8	35.9	40	30 to 40	75.0	5	62.5
24 Hr Summary		12	12	62	324	248	71	23	6	1	0	0	0	0	0	0	0	0	0	0	759	29.7	34.7	25 to 35	75.4	101	13.3

Incoming Histogram  
 Mileham 16/3/23  
 By the old school facing East

from Fri-Feb-17-2023-05-00-PM to Thu-Mar-16-2023-07-59-PM

Date	Starting Hr:min	<15	15 to <20	20 to <25	25 to <30	30 to <35	35 to <40	40 to <45	45 to <50	50 to <55	55 to <60	60 to <65	65 to <70	70 to <75	75 to <80	80 to <85	85 to <90	90 to <95	95 to <100	100 to >105	Total Counts	Avg Speed (MPH)	85pct Speed	10MPH Pace	% in pace	# of Speeders	% Speeders
19/02/2023	00:00	0	0	0	3	1	2	0	1	1	0	0	0	0	0	0	0	0	0	0	8	35.9	50	25 to 35	50.0	4	50.0
19/02/2023	01:00	0	0	0	0	2	1	0	0	0	0	0	0	0	0	0	0	0	0	0	3	33.7	40	30 to 40	100.0	1	33.3
19/02/2023	02:00	0	0	0	0	0	0	0	0	0	0	0	0	0	0	0	0	0	0	0	0	0	0	*	*	*	*
19/02/2023	03:00	0	0	0	1	0	0	0	0	0	0	0	0	0	0	0	0	0	0	0	1	27	30	20 to 30	100.0	*	*
19/02/2023	04:00	0	0	0	0	0	0	0	0	0	0	0	0	0	0	0	0	0	0	0	0	0	0	*	*	*	*
19/02/2023	05:00	0	0	1	0	0	0	1	0	0	0	0	0	0	0	0	0	0	0	0	2	32	45	15 to 25	50.0	1	50.0
19/02/2023	06:00	0	0	0	3	1	1	0	0	0	0	0	0	0	0	0	0	0	0	0	5	30	35	25 to 35	80.0	1	20.0
19/02/2023	07:00	0	1	2	4	6	3	1	0	0	0	0	0	0	0	0	0	0	0	0	17	30.2	36.7	25 to 35	58.8	4	23.5
19/02/2023	08:00	0	0	1	4	9	6	3	0	0	0	1	0	0	0	0	0	0	0	0	24	34.6	40	30 to 40	62.5	10	41.7
19/02/2023	09:00	2	4	4	19	11	3	0	0	0	0	0	0	0	0	0	0	0	0	0	43	27.2	33.6	25 to 35	69.8	3	7.0
19/02/2023	10:00	1	2	5	19	20	6	1	2	0	0	0	0	0	0	0	0	0	0	0	56	30.1	35.8	25 to 35	69.6	9	16.1
19/02/2023	11:00	2	0	6	27	24	7	1	0	0	0	0	0	0	0	0	0	0	0	0	67	29.5	34.6	25 to 35	76.1	8	11.9
19/02/2023	12:00	2	1	3	29	24	8	0	0	0	0	0	0	0	0	0	0	0	0	0	67	29.5	34.6	25 to 35	79.1	8	11.9
19/02/2023	13:00	1	1	10	25	17	5	0	1	0	0	0	0	0	0	0	0	0	0	0	60	28.5	34.1	25 to 35	70.0	6	10.0
19/02/2023	14:00	0	1	1	29	17	3	1	0	0	0	0	0	0	0	0	0	0	0	0	52	29.5	33.8	25 to 35	88.5	4	7.7
19/02/2023	15:00	1	0	4	39	23	5	0	0	0	0	0	0	0	0	0	0	0	0	0	72	29.2	33.7	25 to 35	86.1	5	6.9
19/02/2023	16:00	0	1	1	35	26	7	1	0	0	0	0	0	0	0	0	0	0	0	0	71	30.2	34.4	25 to 35	85.9	8	11.3
19/02/2023	17:00	1	1	3	11	14	9	3	1	0	0	0	0	0	0	0	0	0	0	0	43	31.6	38.9	25 to 35	58.1	13	30.2
19/02/2023	18:00	0	0	2	9	5	6	1	0	1	0	0	0	0	0	0	0	0	0	0	24	32	38.3	25 to 35	58.3	8	33.3
19/02/2023	19:00	0	1	1	3	10	7	3	0	0	0	0	0	0	0	0	0	0	0	0	25	33.2	39.3	30 to 40	68.0	10	40.0
19/02/2023	20:00	0	0	1	6	6	0	1	0	0	0	0	0	0	0	0	0	0	0	0	14	30	34.2	25 to 35	85.7	1	7.1
19/02/2023	21:00	0	0	0	2	2	0	1	0	0	0	0	0	0	0	0	0	0	0	0	5	32	35	25 to 35	80.0	1	20.0
19/02/2023	22:00	0	0	0	1	4	4	0	0	0	0	0	0	0	0	0	0	0	0	0	9	33.9	38.8	30 to 40	88.9	4	44.4
19/02/2023	23:00	0	0	0	1	0	1	0	0	0	0	0	0	0	0	0	0	0	0	0	2	32	40	20 to 30	50.0	1	50.0
24 Hr Summary		10	13	45	270	222	84	18	5	2	0	1	0	0	0	0	0	0	0	0	670	30.1	35.6	25 to 35	73.4	110	16.4

Incoming Histogram  
 Mileham 16/3/23  
 By the old school facing East

from Fri-Feb-17-2023-05-00-PM to Thu-Mar-16-2023-07-59-PM

Date	Starting Hr:min	<15	15 to <20	20 to <25	25 to <30	30 to <35	35 to <40	40 to <45	45 to <50	50 to <55	55 to <60	60 to <65	65 to <70	70 to <75	75 to <80	80 to <85	85 to <90	90 to <95	95 to <100	100 to >105	Total Counts	Avg Speed (MPH)	85pct Speed	10MPH Pace	% in pace	# of Speeders	% Speeders
20/02/2023	00:00	0	0	0	0	0	0	0	0	0	0	0	0	0	0	0	0	0	0	0	0	0	0	*	*	*	*
20/02/2023	01:00	0	0	0	0	0	0	0	0	0	0	0	0	0	0	0	0	0	0	0	0	0	0	*	*	*	*
20/02/2023	02:00	0	0	0	0	1	0	1	0	0	0	0	0	0	0	0	0	0	0	0	2	37	45	25 to 35	50.0	1	50.0
20/02/2023	03:00	0	0	0	0	0	0	0	0	0	0	0	0	0	0	0	0	0	0	0	0	0	0	*	*	*	*
20/02/2023	04:00	0	0	0	0	0	1	1	0	0	0	0	0	0	0	0	0	0	0	0	2	39.5	45	35 to 45	100.0	2	100.0
20/02/2023	05:00	0	0	0	0	5	2	1	1	0	0	0	0	0	0	0	0	0	0	0	9	36	45	30 to 40	77.8	4	44.4
20/02/2023	06:00	0	0	2	12	9	6	2	0	0	0	0	0	0	0	0	0	0	0	0	31	31.3	37.5	25 to 35	67.7	8	25.8
20/02/2023	07:00	4	0	5	38	27	9	3	0	0	0	0	0	0	0	0	0	0	0	0	86	29.3	34.8	25 to 35	75.6	12	14.0
20/02/2023	08:00	3	4	4	59	25	7	0	0	0	0	0	0	0	0	0	0	0	0	0	102	28.3	33.4	25 to 35	82.4	7	6.9
20/02/2023	09:00	4	1	7	28	20	4	2	1	0	0	0	0	0	0	0	0	0	0	0	67	28.4	34.2	25 to 35	71.6	7	10.4
20/02/2023	10:00	3	4	7	25	22	3	1	0	0	0	0	0	0	0	0	0	0	0	0	65	27.8	33.6	25 to 35	72.3	4	6.2
20/02/2023	11:00	3	6	9	36	13	3	0	0	0	0	0	0	0	0	0	0	0	0	0	70	26.5	32.3	25 to 35	70.0	3	4.3
20/02/2023	12:00	2	2	3	34	14	5	2	0	0	0	0	0	0	0	0	0	0	0	0	62	28.7	34.3	25 to 35	77.4	7	11.3
20/02/2023	13:00	2	1	7	34	16	4	1	0	0	0	0	0	0	0	0	0	0	0	0	65	28.2	33.4	25 to 35	76.9	5	7.7
20/02/2023	14:00	0	1	2	28	22	3	2	0	0	0	0	0	0	0	0	0	0	0	0	58	30	34.1	25 to 35	86.2	5	8.6
20/02/2023	15:00	2	3	8	47	32	10	1	0	0	0	0	0	0	0	0	0	0	0	0	103	29	34.4	25 to 35	76.7	11	10.7
20/02/2023	16:00	3	2	13	37	24	11	1	0	0	0	0	0	0	0	0	0	0	0	0	91	28.5	34.6	25 to 35	67.0	12	13.2
20/02/2023	17:00	2	0	5	30	31	6	2	0	0	0	0	0	0	0	0	0	0	0	0	76	29.8	34.5	25 to 35	80.3	8	10.5
20/02/2023	18:00	0	0	7	18	17	4	4	1	0	0	0	0	0	0	0	0	0	0	0	51	30.6	36.2	25 to 35	68.6	9	17.6
20/02/2023	19:00	0	0	1	6	9	2	2	0	0	0	0	0	0	0	0	0	0	0	0	20	31.7	37.5	25 to 35	75.0	4	20.0
20/02/2023	20:00	0	0	0	5	3	5	0	0	1	0	0	0	0	0	0	0	0	0	0	14	33.6	39	25 to 35	57.1	6	42.9
20/02/2023	21:00	0	0	0	2	3	6	1	0	1	0	0	0	0	0	0	0	0	0	0	13	36.1	40	30 to 40	69.2	8	61.5
20/02/2023	22:00	0	0	0	2	3	0	1	0	0	0	0	0	0	0	0	0	0	0	0	6	32	35	25 to 35	83.3	1	16.7
20/02/2023	23:00	0	0	0	2	0	0	2	0	0	0	0	0	0	0	0	0	0	0	0	4	34.8	42.5	20 to 30	50.0	2	50.0
24 Hr Summary		28	24	80	443	296	91	30	3	2	0	0	0	0	0	0	0	0	0	0	997	29.2	34.6	25 to 35	74.1	126	12.6

Incoming Histogram  
 Mileham 16/3/23  
 By the old school facing East  
 from Fri-Feb-17-2023-05-00-PM to Thu-Mar-16-2023-07-59-PM

Date	Starting Hr:min	<15	15 to <20	20 to <25	25 to <30	30 to <35	35 to <40	40 to <45	45 to <50	50 to <55	55 to <60	60 to <65	65 to <70	70 to <75	75 to <80	80 to <85	85 to <90	90 to <95	95 to <100	100 to >105	Total Counts	Avg Speed (MPH)	85pct Speed	10MPH Pace	% in pace	# of Speeders	% Speeders
21/02/2023	00:00	0	0	0	1	0	0	0	0	0	0	0	0	0	0	0	0	0	0	0	1	27	30	20 to 30	100.0	*	*
21/02/2023	01:00	0	0	0	0	0	0	1	0	0	0	0	0	0	0	0	0	0	0	0	1	42	45	35 to 45	100.0	1	100.0
21/02/2023	02:00	0	0	0	0	0	0	0	0	0	0	0	0	0	0	0	0	0	0	0	0	0	0	*	*	*	*
21/02/2023	03:00	0	0	0	0	0	0	1	0	0	0	0	0	0	0	0	0	0	0	0	1	42	45	35 to 45	100.0	1	100.0
21/02/2023	04:00	0	0	0	0	0	0	0	1	0	0	0	0	0	0	0	0	0	0	0	1	47	50	40 to 50	100.0	1	100.0
21/02/2023	05:00	0	0	0	2	3	4	0	2	1	0	0	0	0	0	0	0	0	0	0	12	37.1	47.5	30 to 40	58.3	7	58.3
21/02/2023	06:00	0	2	3	11	12	3	4	0	0	0	0	0	0	0	0	0	0	0	0	35	30.4	38.3	25 to 35	65.7	7	20.0
21/02/2023	07:00	1	1	6	46	33	13	8	1	0	0	0	0	0	0	0	0	0	0	0	109	30.9	37.3	25 to 35	72.5	22	20.2
21/02/2023	08:00	2	1	6	43	29	16	0	0	0	0	0	0	0	0	0	0	0	0	0	97	29.8	35.3	25 to 35	74.2	16	16.5
21/02/2023	09:00	1	3	10	34	21	4	0	0	0	0	0	0	0	0	0	0	0	0	0	73	28	33.3	25 to 35	75.3	4	5.5
21/02/2023	10:00	3	0	3	27	18	3	1	0	0	0	0	0	0	0	0	0	0	0	0	55	28.7	33.9	25 to 35	81.8	4	7.3
21/02/2023	11:00	2	1	4	31	19	4	0	0	0	0	0	0	0	0	0	0	0	0	0	61	28.5	33.7	25 to 35	82.0	4	6.6
21/02/2023	12:00	6	2	3	20	17	10	1	0	0	0	0	0	0	0	0	0	0	0	0	59	28.3	36	25 to 35	62.7	11	18.6
21/02/2023	13:00	2	1	10	35	20	8	0	0	0	0	0	0	0	0	0	0	0	0	0	76	28.5	34.2	25 to 35	72.4	8	10.5
21/02/2023	14:00	0	1	2	39	27	8	0	0	0	0	0	0	0	0	0	0	0	0	0	77	29.9	34.3	25 to 35	85.7	8	10.4
21/02/2023	15:00	4	5	6	41	32	6	0	0	0	0	0	0	0	0	0	0	0	0	0	94	28.2	33.8	25 to 35	77.7	6	6.4
21/02/2023	16:00	0	0	7	40	32	10	3	1	0	0	0	0	0	0	0	0	0	0	0	93	30.5	35	25 to 35	77.4	14	15.1
21/02/2023	17:00	1	6	10	41	26	2	2	0	0	0	0	0	0	0	0	0	0	0	0	88	27.9	33.3	25 to 35	76.1	4	4.5
21/02/2023	18:00	0	1	0	19	13	5	2	3	0	0	0	0	0	0	0	0	0	0	0	43	31.8	39	25 to 35	74.4	10	23.3
21/02/2023	19:00	0	1	1	6	8	2	2	1	0	0	0	0	0	0	0	0	0	0	0	21	31.7	40	25 to 35	66.7	5	23.8
21/02/2023	20:00	0	0	0	7	4	2	0	1	0	0	0	0	0	0	0	0	0	0	0	14	31.4	37.5	25 to 35	78.6	3	21.4
21/02/2023	21:00	0	0	3	3	4	1	0	0	0	0	0	0	0	0	0	0	0	0	0	11	28.4	33.8	25 to 35	63.6	1	9.1
21/02/2023	22:00	0	0	0	2	6	2	2	1	0	0	0	0	0	0	0	0	0	0	0	13	34.8	42.5	25 to 35	61.5	5	38.5
21/02/2023	23:00	0	0	2	1	2	2	0	1	0	0	0	0	0	0	0	0	0	0	0	8	32.3	40	30 to 40	50.0	3	37.5
24 Hr Summary		22	25	76	449	326	105	27	12	1	0	0	0	0	0	0	0	0	0	0	1043	29.6	34.8	25 to 35	74.3	145	13.9

Incoming Histogram  
 Mileham 16/3/23  
 By the old school facing East  
 from Fri-Feb-17-2023-05-00-PM to Thu-Mar-16-2023-07-59-PM

Date	Starting Hr:min	<15	15 to <20	20 to <25	25 to <30	30 to <35	35 to <40	40 to <45	45 to <50	50 to <55	55 to <60	60 to <65	65 to <70	70 to <75	75 to <80	80 to <85	85 to <90	90 to <95	95 to <100	100 to >105	Total Counts	Avg Speed (MPH)	85pct Speed	10MPH Pace	% in pace	# of Speeders	% Speeders
22/02/2023	00:00	0	0	0	1	0	0	0	1	0	0	0	0	0	0	0	0	0	0	0	2	37	50	20 to 30	50.0	1	50.0
22/02/2023	01:00	0	0	0	1	0	0	0	0	0	0	0	0	0	0	0	0	0	0	0	1	27	30	20 to 30	100.0	*	*
22/02/2023	02:00	0	0	0	0	0	0	1	0	0	0	0	0	0	0	0	0	0	0	0	1	42	45	35 to 45	100.0	1	100.0
22/02/2023	03:00	0	0	0	0	0	0	0	0	0	0	0	0	0	0	0	0	0	0	0	0	0	0	*	*	*	*
22/02/2023	04:00	0	0	0	0	0	0	0	0	0	0	0	0	0	0	0	0	0	0	0	0	0	0	*	*	*	*
22/02/2023	05:00	0	0	0	2	3	1	1	0	0	0	0	0	0	0	0	0	0	0	0	7	32.9	40	25 to 35	71.4	2	28.6
22/02/2023	06:00	0	1	2	8	9	3	6	2	0	0	0	0	0	0	0	0	0	0	0	31	33.2	42.5	25 to 35	54.8	11	35.5
22/02/2023	07:00	1	0	1	38	27	6	8	0	0	0	0	0	0	0	0	0	0	0	0	81	31	36.7	25 to 35	80.2	14	17.3
22/02/2023	08:00	5	1	13	46	40	5	1	0	0	0	0	0	0	0	0	0	0	0	0	111	28.3	33.6	25 to 35	77.5	6	5.4
22/02/2023	09:00	4	6	7	32	15	10	0	0	0	0	0	0	0	0	0	0	0	0	0	74	27.6	34.7	25 to 35	63.5	10	13.5
22/02/2023	10:00	2	2	6	28	18	2	2	0	0	0	0	0	0	0	0	0	0	0	0	60	28.2	33.6	25 to 35	76.7	4	6.7
22/02/2023	11:00	2	2	14	29	17	5	1	0	0	0	0	0	0	0	0	0	0	0	0	70	27.7	33.8	25 to 35	65.7	6	8.6
22/02/2023	12:00	2	0	5	24	23	3	2	0	0	0	0	0	0	0	0	0	0	0	0	59	29.4	34.1	25 to 35	79.7	5	8.5
22/02/2023	13:00	1	1	6	20	28	5	1	0	0	0	0	0	0	0	0	0	0	0	0	62	29.7	34.5	25 to 35	77.4	6	9.7
22/02/2023	14:00	1	1	9	30	27	8	1	0	0	0	0	0	0	0	0	0	0	0	0	77	29.5	34.4	25 to 35	74.0	9	11.7
22/02/2023	15:00	0	4	11	44	27	7	0	0	0	0	0	0	0	0	0	0	0	0	0	93	28.6	33.7	25 to 35	76.3	7	7.5
22/02/2023	16:00	0	3	14	45	31	8	4	0	1	0	0	0	0	0	0	0	0	0	0	106	29.5	34.5	25 to 35	71.7	13	12.3
22/02/2023	17:00	2	2	4	40	29	5	1	0	0	0	0	0	0	0	0	0	0	0	0	83	29	34	25 to 35	83.1	6	7.2
22/02/2023	18:00	0	0	8	23	11	12	0	0	0	0	0	0	0	0	0	0	0	0	0	54	29.8	36.7	25 to 35	63.0	12	22.2
22/02/2023	19:00	0	0	0	8	10	5	1	0	0	0	0	0	0	0	0	0	0	0	0	24	32.1	37	25 to 35	75.0	6	25.0
22/02/2023	20:00	0	0	0	2	6	1	0	0	0	0	0	0	0	0	0	0	0	0	0	9	31.6	35	25 to 35	88.9	1	11.1
22/02/2023	21:00	0	0	0	4	5	3	2	0	0	0	0	0	0	0	0	0	0	0	0	14	33.2	40	25 to 35	64.3	5	35.7
22/02/2023	22:00	0	0	1	6	3	2	2	2	1	0	0	0	0	0	0	0	0	0	0	17	34.5	45	25 to 35	52.9	7	41.2
22/02/2023	23:00	0	0	1	1	1	0	0	1	0	0	0	0	0	0	0	0	0	0	0	4	32	35	20 to 30	50.0	1	25.0
24 Hr Summary		20	23	102	432	330	91	34	6	2	0	0	0	0	0	0	0	0	0	0	1040	29.4	34.7	25 to 35	73.3	133	12.8

Incoming Histogram

Mileham 16/3/23

By the old school facing East

from Fri-Feb-17-2023-05-00-PM to Thu-Mar-16-2023-07-59-PM

Date	Starting Hr:min	<15	15 to <20	20 to <25	25 to <30	30 to <35	35 to <40	40 to <45	45 to <50	50 to <55	55 to <60	60 to <65	65 to <70	70 to <75	75 to <80	80 to <85	85 to <90	90 to <95	95 to <100	100 to >105	Total Counts	Avg Speed (MPH)	85pct Speed	10MPH Pace	% in pace	# of Speeders	% Speeders
23/02/2023	00:00	0	0	0	1	2	0	0	0	0	0	0	0	0	0	0	0	0	0	0	3	30.3	35	25 to 35	100.0	*	*
23/02/2023	01:00	0	0	0	1	1	0	1	0	0	0	0	0	0	0	0	0	0	0	0	3	33.7	45	25 to 35	66.7	1	33.3
23/02/2023	02:00	0	0	0	0	0	0	0	0	0	0	0	0	0	0	0	0	0	0	0	0	0	0	*	*	*	*
23/02/2023	03:00	0	0	0	0	0	0	0	0	0	0	0	0	0	0	0	0	0	0	0	0	0	0	*	*	*	*
23/02/2023	04:00	0	0	0	0	1	2	0	0	0	0	0	0	0	0	0	0	0	0	0	3	35.7	40	30 to 40	100.0	2	66.7
23/02/2023	05:00	0	0	0	3	4	1	2	0	0	0	0	0	0	0	0	0	0	0	0	10	33	40	25 to 35	70.0	3	30.0
23/02/2023	06:00	1	0	1	8	11	8	2	2	0	0	0	0	0	0	0	0	0	0	0	33	32.8	39.4	25 to 35	57.6	12	36.4
23/02/2023	07:00	2	1	4	37	30	15	2	2	0	0	0	0	0	0	0	0	0	0	0	93	30.6	36.7	25 to 35	72.0	19	20.4
23/02/2023	08:00	2	2	3	30	35	10	2	0	0	0	0	0	0	0	0	0	0	0	0	84	30.2	34.9	25 to 35	77.4	12	14.3
23/02/2023	09:00	1	5	9	36	14	5	1	0	0	0	0	0	0	0	0	0	0	0	0	71	27.6	33.2	25 to 35	70.4	6	8.5
23/02/2023	10:00	9	1	2	30	19	5	3	0	0	0	0	0	0	0	0	0	0	0	0	69	27.3	34.5	25 to 35	71.0	8	11.6
23/02/2023	11:00	0	6	6	40	12	2	0	0	0	0	0	0	0	0	0	0	0	0	0	66	27.2	31.7	25 to 35	78.8	2	3.0
23/02/2023	12:00	1	2	2	22	15	11	2	0	0	0	0	0	0	0	0	0	0	0	0	55	30.4	37.3	25 to 35	67.3	13	23.6
23/02/2023	13:00	1	1	7	24	30	3	0	0	0	0	0	0	0	0	0	0	0	0	0	66	29.1	33.8	25 to 35	81.8	3	4.5
23/02/2023	14:00	3	0	9	41	18	7	1	1	0	0	0	0	0	0	0	0	0	0	0	80	28.6	34.2	25 to 35	73.8	9	11.3
23/02/2023	15:00	2	1	11	37	37	9	5	0	0	0	0	0	0	0	0	0	0	0	0	102	29.9	34.9	25 to 35	72.5	14	13.7
23/02/2023	16:00	3	6	12	29	34	16	1	0	0	0	0	0	0	0	0	0	0	0	0	101	29.2	35.6	25 to 35	62.4	17	16.8
23/02/2023	17:00	1	1	8	32	36	4	4	0	1	0	0	0	0	0	0	0	0	0	0	87	30.1	34.4	25 to 35	78.2	9	10.3
23/02/2023	18:00	0	2	5	15	11	7	8	2	0	0	0	0	0	0	0	0	0	0	0	50	32	41.2	25 to 35	52.0	17	34.0
23/02/2023	19:00	0	1	1	11	7	3	4	0	0	0	0	0	0	0	0	0	0	0	0	27	31.3	40	25 to 35	66.7	7	25.9
23/02/2023	20:00	0	1	7	12	10	3	0	0	0	0	0	0	0	0	0	0	0	0	0	33	28.2	34	25 to 35	66.7	3	9.1
23/02/2023	21:00	0	0	1	7	1	4	1	1	0	0	0	0	0	0	0	0	0	0	0	15	32.1	40	20 to 30	53.3	6	40.0
23/02/2023	22:00	0	0	0	5	3	1	0	0	0	0	0	0	0	0	0	0	0	0	0	9	29.9	35	25 to 35	88.9	1	11.1
23/02/2023	23:00	0	0	0	1	3	1	1	0	1	0	0	0	0	0	0	0	0	0	0	7	36.3	45	25 to 35	57.1	3	42.9
24 Hr Summary		26	30	88	422	334	117	40	8	2	0	0	0	0	0	0	0	0	0	0	1067	29.6	35.3	25 to 35	70.9	167	15.7

Incoming Histogram  
 Mileham 16/3/23  
 By the old school facing East

from Fri-Feb-17-2023-05-00-PM to Thu-Mar-16-2023-07-59-PM

Date	Starting Hr:min	<15	15 to <20	20 to <25	25 to <30	30 to <35	35 to <40	40 to <45	45 to <50	50 to <55	55 to <60	60 to <65	65 to <70	70 to <75	75 to <80	80 to <85	85 to <90	90 to <95	95 to <100	100 to >105	Total Counts	Avg Speed (MPH)	85pct Speed	10MPH Pace	% in pace	# of Speeders	% Speeders
24/02/2023	00:00	0	0	0	0	1	1	0	0	0	0	0	0	0	0	0	0	0	0	0	2	34.5	40	30 to 40	100.0	1	50.0
24/02/2023	01:00	0	0	0	1	1	0	2	0	0	0	0	0	0	0	0	0	0	0	0	4	35.8	42.5	25 to 35	50.0	2	50.0
24/02/2023	02:00	0	0	0	0	0	1	0	0	0	0	0	0	0	0	0	0	0	0	0	1	37	40	30 to 40	100.0	1	100.0
24/02/2023	03:00	0	0	0	0	0	0	0	0	0	0	0	0	0	0	0	0	0	0	0	0	0	0	*	*	*	*
24/02/2023	04:00	0	0	0	0	0	0	0	0	0	0	0	0	0	0	0	0	0	0	0	0	0	0	*	*	*	*
24/02/2023	05:00	0	0	0	1	2	1	3	0	0	0	0	0	0	0	0	0	0	0	0	7	36.3	43.3	35 to 45	57.1	4	57.1
24/02/2023	06:00	0	0	2	8	6	5	4	0	1	0	0	0	0	0	0	0	0	0	0	26	33.2	41.2	25 to 35	53.8	10	38.5
24/02/2023	07:00	1	0	7	28	39	13	4	3	0	0	0	0	0	0	0	0	0	0	0	95	31.5	37.3	25 to 35	70.5	20	21.1
24/02/2023	08:00	1	4	13	57	25	9	2	0	0	0	0	0	0	0	0	0	0	0	0	111	28.5	33.8	25 to 35	73.9	11	9.9
24/02/2023	09:00	2	2	12	44	24	2	1	0	0	0	0	0	0	0	0	0	0	0	0	87	27.9	32.9	25 to 35	78.2	3	3.4
24/02/2023	10:00	4	3	4	30	24	5	0	0	0	0	0	0	0	0	0	0	0	0	0	70	28.2	34	25 to 35	77.1	5	7.1
24/02/2023	11:00	2	1	5	30	23	7	2	0	0	0	0	0	0	0	0	0	0	0	0	70	29.4	34.8	25 to 35	75.7	9	12.9
24/02/2023	12:00	2	2	5	42	20	2	0	0	0	0	0	0	0	0	0	0	0	0	0	73	27.9	32.8	25 to 35	84.9	2	2.7
24/02/2023	13:00	2	4	4	29	20	4	1	0	0	0	0	0	0	0	0	0	0	0	0	64	28.3	33.8	25 to 35	76.6	5	7.8
24/02/2023	14:00	2	4	13	34	20	7	2	1	0	0	0	0	0	0	0	0	0	0	0	83	28.3	34.5	25 to 35	65.1	10	12.0
24/02/2023	15:00	4	1	6	40	43	3	2	0	0	0	0	0	0	0	0	0	0	0	0	99	29	33.8	25 to 35	83.8	5	5.1
24/02/2023	16:00	1	1	3	30	25	5	1	0	0	0	0	0	0	0	0	0	0	0	0	66	29.6	34.2	25 to 35	83.3	6	9.1
24/02/2023	17:00	25	3	6	25	21	6	2	1	0	0	0	0	0	0	0	0	0	0	0	89	23.6	34	25 to 35	51.7	9	10.1
24/02/2023	18:00	1	2	10	25	16	2	1	2	0	0	0	0	0	0	0	0	0	0	0	59	28.4	33.8	25 to 35	69.5	5	8.5
24/02/2023	19:00	0	1	1	8	9	3	0	1	0	0	0	0	0	0	0	0	0	0	0	23	30.7	36.7	25 to 35	73.9	4	17.4
24/02/2023	20:00	7	0	3	6	9	3	0	0	0	0	0	0	0	0	0	0	0	0	0	28	24.6	34.4	25 to 35	53.6	3	10.7
24/02/2023	21:00	2	0	1	2	4	3	0	0	0	0	0	0	0	0	0	0	0	0	0	12	27.6	36.7	30 to 40	58.3	3	25.0
24/02/2023	22:00	21	0	2	8	6	0	1	1	0	0	0	0	0	0	0	0	0	0	0	39	18	31.7	0 to 10	53.8	2	5.1
24/02/2023	23:00	1	1	1	4	3	0	0	0	0	0	0	0	0	0	0	0	0	0	0	10	25.6	31.7	25 to 35	70.0	*	*
24 Hr Summary		78	29	98	452	341	82	28	9	1	0	0	0	0	0	0	0	0	0	0	1118	28.1	34.3	25 to 35	70.9	120	



Incoming Histogram  
 Mileham 16/3/23  
 By the old school facing East  
 from Fri-Feb-17-2023-05-00-PM to Thu-Mar-16-2023-07-59-PM

Date	Starting Hr:min	<15	15 to <20	20 to <25	25 to <30	30 to <35	35 to <40	40 to <45	45 to <50	50 to <55	55 to <60	60 to <65	65 to <70	70 to <75	75 to <80	80 to <85	85 to <90	90 to <95	95 to <100	100 to >105	Total Counts	Avg Speed (MPH)	85pct Speed	10MPH Pace	% in pace	# of Speeders	% Speeders
25/02/2023	00:00	2	1	0	0	0	0	1	1	0	0	0	0	0	0	0	0	0	0	0	5	24	45	0 to 10	40.0	2	40.0
25/02/2023	01:00	3	0	0	0	0	0	0	0	0	0	0	0	0	0	0	0	0	0	0	3	7.3	10	0 to 10	100.0	*	*
25/02/2023	02:00	0	0	0	2	0	0	0	0	0	0	0	0	0	0	0	0	0	0	0	2	27	30	20 to 30	100.0	*	*
25/02/2023	03:00	0	0	0	0	0	0	0	0	0	0	0	0	0	0	0	0	0	0	0	0	0	0	*	*	*	*
25/02/2023	04:00	0	0	0	0	0	0	1	0	0	0	0	0	0	0	0	0	0	0	0	1	42	45	35 to 45	100.0	1	100.0
25/02/2023	05:00	0	0	1	1	2	1	1	0	0	0	0	0	0	0	0	0	0	0	0	6	32.2	40	25 to 35	50.0	2	33.3
25/02/2023	06:00	0	0	2	2	7	2	2	1	0	0	0	0	0	0	0	0	0	0	0	16	33.1	42.5	25 to 35	56.3	5	31.3
25/02/2023	07:00	0	0	0	6	8	5	2	0	0	0	0	0	0	0	0	0	0	0	0	21	33	39	25 to 35	66.7	7	33.3
25/02/2023	08:00	1	0	1	16	13	8	2	0	1	0	0	0	0	0	0	0	0	0	0	42	31.5	38.1	25 to 35	69.0	11	26.2
25/02/2023	09:00	14	2	9	26	17	10	2	1	0	0	0	0	0	0	0	0	0	0	0	81	26	35.5	25 to 35	53.1	13	16.0
25/02/2023	10:00	11	4	6	27	34	8	0	0	0	0	0	0	0	0	0	0	0	0	0	90	27	34.1	25 to 35	67.8	8	8.9
25/02/2023	11:00	1	1	12	41	20	7	2	1	0	0	0	0	0	0	0	0	0	0	0	85	28.9	34.2	25 to 35	71.8	10	11.8
25/02/2023	12:00	1	1	5	41	26	8	4	0	0	0	0	0	0	0	0	0	0	0	0	86	29.8	34.8	25 to 35	77.9	12	14.0
25/02/2023	13:00	1	1	3	20	25	8	1	0	0	0	0	0	0	0	0	0	0	0	0	59	30.3	35	25 to 35	76.3	9	15.3
25/02/2023	14:00	1	2	3	25	37	10	2	0	0	0	0	0	0	0	0	0	0	0	0	80	30.6	35	25 to 35	77.5	12	15.0
25/02/2023	15:00	0	1	3	30	24	3	1	0	0	0	0	0	0	0	0	0	0	0	0	62	29.6	34	25 to 35	87.1	4	6.5
25/02/2023	16:00	0	0	0	17	18	4	0	0	0	0	0	0	0	0	0	0	0	0	0	39	30.6	34.4	25 to 35	89.7	4	10.3
25/02/2023	17:00	1	0	5	13	15	3	1	1	0	0	0	1	0	0	0	0	0	0	0	40	30.8	35	25 to 35	70.0	6	15.0
25/02/2023	18:00	1	0	2	13	13	3	3	2	0	0	0	0	0	0	0	0	0	0	0	37	31.2	38.3	25 to 35	70.3	8	21.6
25/02/2023	19:00	3	0	1	7	9	4	0	1	0	0	0	0	0	0	0	0	0	0	0	25	28.9	36.2	25 to 35	64.0	5	20.0
25/02/2023	20:00	0	0	0	2	3	2	1	1	1	0	0	0	0	0	0	0	0	0	0	10	36.5	45	25 to 35	50.0	5	50.0
25/02/2023	21:00	0	0	0	3	5	4	0	0	1	0	0	0	0	0	0	0	0	0	0	13	34.2	38.8	30 to 40	69.2	5	38.5
25/02/2023	22:00	1	0	0	2	8	2	0	0	0	0	0	0	0	0	0	0	0	0	0	13	30.2	35	25 to 35	76.9	2	15.4
25/02/2023	23:00	1	0	1	3	4	0	1	0	0	0	0	0	0	0	0	0	0	0	0	10	28.6	33.8	25 to 35	70.0	1	10.0
24 Hr Summary		42	13	54	297	288	92	27	9	3	0	0	1	0	0	0	0	0	0	0	826	29.5	35.4	25 to 35	70.8	132	16.0

Incoming Histogram  
 Mileham 16/3/23  
 By the old school facing East  
 from Fri-Feb-17-2023-05-00-PM to Thu-Mar-16-2023-07-59-PM

Date	Starting Hr:min	<15	15 to <20	20 to <25	25 to <30	30 to <35	35 to <40	40 to <45	45 to <50	50 to <55	55 to <60	60 to <65	65 to <70	70 to <75	75 to <80	80 to <85	85 to <90	90 to <95	95 to <100	100 to >105	Total Counts	Avg Speed (MPH)	85pct Speed	10MPH Pace	% in pace	# of Speeders	% Speeders
26/02/2023	00:00	0	0	0	0	3	2	0	0	0	0	0	0	0	0	0	0	0	0	0	5	34	37.5	30 to 40	100.0	2	40.0
26/02/2023	01:00	0	1	0	2	1	1	0	0	0	0	0	0	0	0	0	0	0	0	0	5	28	35	25 to 35	60.0	1	20.0
26/02/2023	02:00	0	0	0	0	0	1	0	0	0	0	0	0	0	0	0	0	0	0	0	1	37	40	30 to 40	100.0	1	100.0
26/02/2023	03:00	0	0	0	0	0	0	1	0	0	0	1	0	0	0	0	0	0	0	0	2	52	65	35 to 45	50.0	2	100.0
26/02/2023	04:00	0	0	0	0	0	0	1	0	0	0	0	0	0	0	0	0	0	0	0	1	42	45	35 to 45	100.0	1	100.0
26/02/2023	05:00	0	0	0	1	1	2	1	1	0	0	0	0	0	0	0	0	0	0	0	6	37	45	30 to 40	50.0	4	66.7
26/02/2023	06:00	0	0	0	2	4	4	0	0	0	0	0	0	0	0	0	0	0	0	0	10	33.2	37.5	30 to 40	80.0	4	40.0
26/02/2023	07:00	1	0	0	3	9	3	0	1	0	0	0	0	0	0	0	0	0	0	0	17	31.8	36.7	25 to 35	70.6	4	23.5
26/02/2023	08:00	0	1	3	12	10	6	1	0	0	0	0	0	0	0	0	0	0	0	0	33	30.3	36.7	25 to 35	66.7	7	21.2
26/02/2023	09:00	3	1	1	13	20	8	1	0	0	0	0	0	0	0	0	0	0	0	0	47	30	36.2	25 to 35	70.2	9	19.1
26/02/2023	10:00	0	2	2	32	24	2	2	1	0	0	0	0	0	0	0	0	0	0	0	65	29.8	34	25 to 35	86.2	5	7.7
26/02/2023	11:00	2	0	6	29	27	3	1	0	0	0	0	0	0	0	0	0	0	0	0	68	29.1	33.9	25 to 35	82.4	4	5.9
26/02/2023	12:00	2	1	5	21	20	6	3	0	0	0	0	0	0	0	0	0	0	0	0	58	29.7	35	25 to 35	70.7	9	15.5
26/02/2023	13:00	2	1	2	31	25	4	1	1	0	0	0	0	0	0	0	0	0	0	0	67	29.4	34.2	25 to 35	83.6	6	9.0
26/02/2023	14:00	2	3	5	19	20	6	1	0	0	0	0	0	0	0	0	0	0	0	0	56	28.8	34.8	25 to 35	69.6	7	12.5
26/02/2023	15:00	1	3	4	30	17	6	1	0	0	0	0	0	0	0	0	0	0	0	0	62	28.9	34.4	25 to 35	75.8	7	11.3
26/02/2023	16:00	1	2	3	36	23	9	1	0	0	0	0	0	0	0	0	0	0	0	0	75	29.6	34.8	25 to 35	78.7	10	13.3
26/02/2023	17:00	0	0	4	22	12	3	2	0	0	0	0	0	0	0	0	0	0	0	0	43	29.6	34.6	25 to 35	79.1	5	11.6
26/02/2023	18:00	0	0	4	12	9	5	2	0	0	0	0	0	0	0	0	0	0	0	0	32	30.6	37	25 to 35	65.6	7	21.9
26/02/2023	19:00	0	1	2	10	7	4	2	0	1	0	0	0	0	0	0	0	0	0	0	27	31.2	38.8	25 to 35	63.0	7	25.9
26/02/2023	20:00	0	0	1	3	5	1	0	0	0	0	0	0	0	0	0	0	0	0	0	10	30.2	34	25 to 35	80.0	1	10.0
26/02/2023	21:00	0	0	0	3	3	0	0	0	0	0	0	0	0	0	0	0	0	0	0	6	29.8	33.3	25 to 35	100.0	*	*
26/02/2023	22:00	0	0	0	2	3	2	0	0	0	0	0	0	0	0	0	0	0	0	0	7	32.1	37.5	25 to 35	71.4	2	28.6
26/02/2023	23:00	0	0	0	0	0	1	0	0	0	0	0	0	0	0	0	0	0	0	0	1	37	40	30 to 40	100.0	1	100.0
24 Hr Summary		14	16	42	283	243	79	21	4	1	0	1	0	0	0	0	0	0	0	0	704	29.9	35	25 to 35	74.7	106	15.1

Incoming Histogram  
 Mileham 16/3/23  
 By the old school facing East

from Fri-Feb-17-2023-05-00-PM to Thu-Mar-16-2023-07-59-PM

Date	Starting Hr:min	<15	15 to <20	20 to <25	25 to <30	30 to <35	35 to <40	40 to <45	45 to <50	50 to <55	55 to <60	60 to <65	65 to <70	70 to <75	75 to <80	80 to <85	85 to <90	90 to <95	95 to <100	100 to >105	Total Counts	Avg Speed (MPH)	85pct Speed	10MPH Pace	% in pace	# of Speeders	% Speeders
27/02/2023	00:00	0	0	0	0	0	0	0	0	0	0	0	0	0	0	0	0	0	0	0	0	0	0	*	*	*	*
27/02/2023	01:00	2	0	0	0	0	0	0	0	0	0	0	0	0	0	0	0	0	0	0	2	7	10	0 to 10	100.0	*	*
27/02/2023	02:00	0	0	0	0	0	0	0	0	0	0	0	0	0	0	0	0	0	0	0	0	0	0	*	*	*	*
27/02/2023	03:00	0	0	0	0	0	0	0	0	0	0	0	0	0	0	0	0	0	0	0	0	0	0	*	*	*	*
27/02/2023	04:00	0	0	2	0	0	0	0	1	0	0	0	0	0	0	0	0	0	0	0	3	30.7	50	15 to 25	66.7	1	33.3
27/02/2023	05:00	0	0	0	4	5	2	0	1	0	0	0	0	0	0	0	0	0	0	0	12	32.5	37.5	25 to 35	75.0	3	25.0
27/02/2023	06:00	0	0	0	6	9	3	2	1	0	0	0	0	0	0	0	0	0	0	0	21	33.2	40	25 to 35	71.4	6	28.6
27/02/2023	07:00	15	2	9	44	29	8	0	0	0	0	0	0	0	0	0	0	0	0	0	107	26.2	33.6	25 to 35	68.2	8	7.5
27/02/2023	08:00	3	6	10	32	26	8	2	1	0	0	0	0	0	0	0	0	0	0	0	88	28.4	34.6	25 to 35	65.9	11	12.5
27/02/2023	09:00	6	3	5	37	23	8	0	0	0	0	0	0	0	0	0	0	0	0	0	82	27.9	34.1	25 to 35	73.2	8	9.8
27/02/2023	10:00	1	6	10	22	22	4	1	0	0	0	0	0	0	0	0	0	0	0	0	66	27.9	33.9	25 to 35	66.7	5	7.6
27/02/2023	11:00	0	2	3	19	18	1	0	1	0	0	0	0	0	0	0	0	0	0	0	44	29.2	33.6	25 to 35	84.1	2	4.5
27/02/2023	12:00	6	8	10	27	15	7	0	0	0	0	0	0	0	0	0	0	0	0	0	73	26.1	33.7	25 to 35	57.5	7	9.6
27/02/2023	13:00	1	1	6	33	20	2	2	1	0	0	0	0	0	0	0	0	0	0	0	66	29.1	33.8	25 to 35	80.3	5	7.6
27/02/2023	14:00	1	9	11	26	27	4	2	0	0	0	0	0	0	0	0	0	0	0	0	80	27.9	33.9	25 to 35	66.3	6	7.5
27/02/2023	15:00	3	4	15	40	30	5	1	0	0	0	0	0	0	0	0	0	0	0	0	98	27.8	33.5	25 to 35	71.4	6	6.1
27/02/2023	16:00	0	0	6	21	34	9	2	0	0	0	0	0	0	0	0	0	0	0	0	72	31	35	25 to 35	76.4	11	15.3
27/02/2023	17:00	0	1	12	49	27	8	3	1	0	0	0	0	0	0	0	0	0	0	0	101	29.5	34.4	25 to 35	75.2	12	11.9
27/02/2023	18:00	2	0	4	16	15	4	2	0	1	1	0	0	0	0	0	0	0	0	0	45	30.5	36.2	25 to 35	68.9	8	17.8
27/02/2023	19:00	0	2	2	2	3	3	1	0	0	0	0	0	0	0	0	0	0	0	0	13	29.4	38.3	30 to 40	46.2	4	30.8
27/02/2023	20:00	0	1	1	2	7	2	4	0	0	0	0	0	0	0	0	0	0	0	0	17	33	41.2	25 to 35	52.9	6	35.3
27/02/2023	21:00	0	0	2	6	7	4	1	0	0	0	0	0	0	0	0	0	0	0	0	20	31.2	37.5	25 to 35	65.0	5	25.0
27/02/2023	22:00	0	1	0	3	3	2	2	0	0	0	0	0	0	0	0	0	0	0	0	11	32	40	25 to 35	54.5	4	36.4
27/02/2023	23:00	0	0	0	1	0	3	0	0	0	0	0	0	0	0	0	0	0	0	0	4	34.5	38.3	30 to 40	75.0	3	75.0
24 Hr Summary		40	46	108	390	320	87	25	7	1	1	0	0	0	0	0	0	0	0	0	1025	28.6	34.5	25 to 35	69.3	121	11.8

Incoming Histogram

Mileham 16/3/23

By the old school facing East

from Fri-Feb-17-2023-05-00-PM to Thu-Mar-16-2023-07-59-PM

Date	Starting Hr:min	<15	15 to <20	20 to <25	25 to <30	30 to <35	35 to <40	40 to <45	45 to <50	50 to <55	55 to <60	60 to <65	65 to <70	70 to <75	75 to <80	80 to <85	85 to <90	90 to <95	95 to <100	100 to >105	Total Counts	Avg Speed (MPH)	85pct Speed	10MPH Pace	% in pace	# of Speeders	% Speeders
28/02/2023	00:00	0	0	0	0	0	0	0	0	0	0	0	0	0	0	0	0	0	0	0	0	0	0	*	*	*	*
28/02/2023	01:00	0	0	2	0	0	0	1	0	0	0	0	0	0	0	0	0	0	0	0	3	29	45	15 to 25	66.7	1	33.3
28/02/2023	02:00	0	0	0	0	0	0	0	0	0	1	0	0	0	0	0	0	0	0	0	1	57	60	50 to 60	100.0	1	100.0
28/02/2023	03:00	0	0	0	0	0	0	1	0	0	0	0	0	0	0	0	0	0	0	0	1	42	45	35 to 45	100.0	1	100.0
28/02/2023	04:00	0	0	0	0	0	1	0	0	0	0	0	0	0	0	0	0	0	0	0	1	37	40	30 to 40	100.0	1	100.0
28/02/2023	05:00	0	0	0	1	2	4	4	0	0	0	0	0	0	0	0	0	0	0	0	11	37.1	42.5	35 to 45	72.7	8	72.7
28/02/2023	06:00	0	0	2	11	15	4	2	1	0	0	0	0	0	0	0	0	0	0	0	35	31.7	37.5	25 to 35	74.3	7	20.0
28/02/2023	07:00	1	0	3	31	31	16	5	1	0	0	0	0	0	0	0	0	0	0	0	88	31.7	37.8	25 to 35	70.5	22	25.0
28/02/2023	08:00	9	7	17	52	31	5	1	2	0	0	0	0	0	0	0	0	0	0	0	124	27.1	33.2	25 to 35	66.9	8	6.5
28/02/2023	09:00	6	7	12	40	16	4	0	0	0	0	0	0	0	0	0	0	0	0	0	85	26.1	32.2	25 to 35	65.9	4	4.7
28/02/2023	10:00	2	1	8	33	14	2	1	0	0	0	0	0	0	0	0	0	0	0	0	61	27.6	32.9	25 to 35	77.0	3	4.9
28/02/2023	11:00	2	3	9	27	14	4	0	0	0	0	0	0	0	0	0	0	0	0	0	59	27.4	33.2	25 to 35	69.5	4	6.8
28/02/2023	12:00	4	1	6	42	20	2	2	0	0	0	0	0	0	0	0	0	0	0	0	77	27.9	33	25 to 35	80.5	4	5.2
28/02/2023	13:00	1	0	5	20	29	3	1	0	0	0	0	0	0	0	0	0	0	0	0	59	29.9	34.1	25 to 35	83.1	4	6.8
28/02/2023	14:00	4	4	4	27	19	7	1	0	0	0	0	0	0	0	0	0	0	0	0	66	28.2	34.5	25 to 35	69.7	8	12.1
28/02/2023	15:00	0	2	8	43	19	4	1	0	0	0	0	0	0	0	0	0	0	0	0	77	28.5	33.2	25 to 35	80.5	5	6.5
28/02/2023	16:00	1	0	0	44	40	5	3	0	0	0	0	0	0	0	0	0	0	0	0	93	30.4	34.2	25 to 35	90.3	8	8.6
28/02/2023	17:00	0	3	11	34	30	7	2	0	0	0	0	0	0	0	0	0	0	0	0	87	29.3	34.3	25 to 35	73.6	9	10.3
28/02/2023	18:00	2	2	2	16	17	2	0	0	0	0	0	0	0	0	0	0	0	0	0	41	28.2	33.8	25 to 35	80.5	2	4.9
28/02/2023	19:00	0	2	2	11	8	3	1	2	1	0	0	0	0	0	0	0	0	0	0	30	31.2	40	25 to 35	63.3	7	23.3
28/02/2023	20:00	0	0	0	6	3	3	2	0	0	0	0	0	0	0	0	0	0	0	0	14	32.5	40	25 to 35	64.3	5	35.7
28/02/2023	21:00	0	0	0	2	3	3	2	0	0	0	0	0	0	0	0	0	0	0	0	10	34.5	40	30 to 40	60.0	5	50.0
28/02/2023	22:00	0	1	0	5	4	1	1	0	0	0	0	0	0	0	0	0	0	0	0	12	30.1	35	25 to 35	75.0	2	16.7
28/02/2023	23:00	0	0	3	2	3	4	0	0	0	0	0	0	0	0	0	0	0	0	0	12	30.6	37.5	30 to 40	58.3	4	33.3
24 Hr Summary		32	33	94	447	318	84	31	6	1	1	0	0	0	0	0	0	0	0	0	1047	29	34.5	25 to 35	73.1	123	11.7

Incoming Histogram  
 Mileham 16/3/23  
 By the old school facing East

from Fri-Feb-17-2023-05-00-PM to Thu-Mar-16-2023-07-59-PM

Date	Starting Hr:min	<15	15 to <20	20 to <25	25 to <30	30 to <35	35 to <40	40 to <45	45 to <50	50 to <55	55 to <60	60 to <65	65 to <70	70 to <75	75 to <80	80 to <85	85 to <90	90 to <95	95 to <100	100 to >105	Total Counts	Avg Speed (MPH)	85pct Speed	10MPH Pace	% in pace	# of Speeders	% Speeders
01/03/2023	00:00	0	0	1	1	1	0	0	0	0	0	0	0	0	0	0	0	0	0	0	3	27	35	20 to 30	66.7	*	*
01/03/2023	01:00	0	0	0	0	0	0	0	0	0	0	0	0	0	0	0	0	0	0	0	0	0	0	*	*	*	*
01/03/2023	02:00	0	0	0	0	0	0	1	1	0	0	0	0	0	0	0	0	0	0	0	2	44.5	50	40 to 50	100.0	2	100.0
01/03/2023	03:00	0	0	0	1	1	0	0	0	0	0	0	0	0	0	0	0	0	0	0	2	29.5	35	25 to 35	100.0	*	*
01/03/2023	04:00	0	0	0	0	0	0	1	0	0	0	0	0	0	0	0	0	0	0	0	1	42	45	35 to 45	100.0	1	100.0
01/03/2023	05:00	0	0	0	1	2	5	1	0	0	0	0	0	0	0	0	0	0	0	0	9	35.4	40	30 to 40	77.8	6	66.7
01/03/2023	06:00	0	0	1	12	8	9	8	1	0	0	0	0	0	0	0	0	0	0	0	39	34.1	41.9	25 to 35	51.3	18	46.2
01/03/2023	07:00	2	0	5	29	28	15	3	2	0	0	0	0	0	0	0	0	0	0	0	84	31.1	37.3	25 to 35	67.9	20	23.8
01/03/2023	08:00	0	2	6	31	33	7	1	0	0	0	0	0	0	0	0	0	0	0	0	80	29.9	34.4	25 to 35	80.0	8	10.0
01/03/2023	09:00	1	0	2	22	25	6	1	0	0	0	0	0	0	0	0	0	0	0	0	57	30.3	34.6	25 to 35	82.5	7	12.3
01/03/2023	10:00	5	2	9	27	11	2	0	0	0	0	0	0	0	0	0	0	0	0	0	56	26.1	32.3	25 to 35	67.9	2	3.6
01/03/2023	11:00	4	4	9	40	11	0	1	1	0	0	0	0	0	0	0	0	0	0	0	70	26.3	31.4	25 to 35	72.9	2	2.9
01/03/2023	12:00	3	1	7	29	14	7	2	0	0	0	0	0	0	0	0	0	0	0	0	63	28.5	35	25 to 35	68.3	9	14.3
01/03/2023	13:00	2	2	13	40	14	3	2	1	0	0	0	0	0	0	0	0	0	0	0	77	27.8	32.9	25 to 35	70.1	6	7.8
01/03/2023	14:00	9	1	3	24	29	7	1	1	0	0	0	0	0	0	0	0	0	0	0	75	28.1	34.7	25 to 35	70.7	9	12.0
01/03/2023	15:00	1	1	9	35	30	8	2	0	0	0	0	0	0	0	0	0	0	0	0	86	29.6	34.5	25 to 35	75.6	10	11.6
01/03/2023	16:00	1	1	6	41	36	11	3	1	0	0	0	0	0	0	0	0	0	0	0	100	30.3	35	25 to 35	77.0	15	15.0
01/03/2023	17:00	1	5	5	45	19	6	2	0	0	0	0	0	0	0	0	0	0	0	0	83	28.5	33.9	25 to 35	77.1	8	9.6
01/03/2023	18:00	1	1	2	9	28	8	0	1	1	0	0	0	0	0	0	0	0	0	0	51	31.7	36.2	25 to 35	72.5	10	19.6
01/03/2023	19:00	0	0	2	8	9	5	2	0	0	0	0	0	0	0	0	0	0	0	0	26	31.6	38	25 to 35	65.4	7	26.9
01/03/2023	20:00	0	0	0	5	7	2	0	0	0	0	0	0	0	0	0	0	0	0	0	14	31.3	35	25 to 35	85.7	2	14.3
01/03/2023	21:00	0	0	0	7	8	2	0	0	0	0	0	0	0	0	0	0	0	0	0	17	30.8	34.4	25 to 35	88.2	2	11.8
01/03/2023	22:00	0	0	3	1	4	0	0	1	0	0	0	0	0	0	0	0	0	0	0	9	29.9	35	25 to 35	55.6	1	11.1
01/03/2023	23:00	0	0	0	1	2	0	1	0	0	0	0	0	0	0	0	0	0	0	0	4	33.3	35	25 to 35	75.0	1	25.0
24 Hr Summary		30	20	83	409	320	103	32	10	1	0	0	0	0	0	0	0	0	0	0	1008	29.5	34.9	25 to 35	72.3	146	14.5

Incoming Histogram  
 Mileham 16/3/23  
 By the old school facing East

from Fri-Feb-17-2023-05-00-PM to Thu-Mar-16-2023-07-59-PM

Date	Starting Hr:min	<15	15 to <20	20 to <25	25 to <30	30 to <35	35 to <40	40 to <45	45 to <50	50 to <55	55 to <60	60 to <65	65 to <70	70 to <75	75 to <80	80 to <85	85 to <90	90 to <95	95 to <100	100 to >105	Total Counts	Avg Speed (MPH)	85pct Speed	10MPH Pace	% in pace	# of Speeders	% Speeders
02/03/2023	00:00	0	0	0	1	1	0	0	0	0	0	0	0	0	0	0	0	0	0	0	2	29.5	35	25 to 35	100.0	*	*
02/03/2023	01:00	0	0	0	0	0	0	0	0	0	0	0	0	0	0	0	0	0	0	0	0	0	0	*	*	*	*
02/03/2023	02:00	0	0	0	0	0	0	1	0	0	0	0	0	0	0	0	0	0	0	0	1	42	45	35 to 45	100.0	1	100.0
02/03/2023	03:00	0	0	0	1	0	0	0	0	0	0	0	0	0	0	0	0	0	0	0	1	27	30	20 to 30	100.0	*	*
02/03/2023	04:00	0	0	0	0	0	0	2	1	2	0	0	0	0	0	0	0	0	0	0	5	47.2	52.5	40 to 50	60.0	5	100.0
02/03/2023	05:00	0	0	0	1	2	5	3	0	0	0	0	0	0	0	0	0	0	0	0	11	36.7	41.7	35 to 45	72.7	8	72.7
02/03/2023	06:00	0	0	3	6	6	4	1	2	0	0	0	0	0	0	0	0	0	0	0	22	32.1	40	25 to 35	54.5	7	31.8
02/03/2023	07:00	1	1	2	46	37	5	6	0	0	0	0	0	0	0	0	0	0	0	0	98	30.3	34.5	25 to 35	84.7	11	11.2
02/03/2023	08:00	1	5	5	33	37	7	4	0	0	0	0	0	0	0	0	0	0	0	0	92	29.8	34.6	25 to 35	76.1	11	12.0
02/03/2023	09:00	0	2	5	28	26	9	0	0	1	0	0	0	0	0	0	0	0	0	0	71	30.2	34.8	25 to 35	76.1	10	14.1
02/03/2023	10:00	1	2	13	33	29	9	1	0	0	0	0	0	0	0	0	0	0	0	0	88	29.1	34.5	25 to 35	70.5	10	11.4
02/03/2023	11:00	1	5	10	24	21	3	1	0	0	0	0	0	0	0	0	0	0	0	0	65	27.8	33.6	25 to 35	69.2	4	6.2
02/03/2023	12:00	2	4	1	21	17	5	1	0	0	0	0	0	0	0	0	0	0	0	0	51	28.6	34.4	25 to 35	74.5	6	11.8
02/03/2023	13:00	4	0	5	24	23	10	2	1	0	0	0	0	0	0	0	0	0	0	0	69	29.8	36.5	25 to 35	68.1	13	18.8
02/03/2023	14:00	4	0	6	33	16	7	3	1	0	0	0	0	0	0	0	0	0	0	0	70	29.1	35.7	25 to 35	70.0	11	15.7
02/03/2023	15:00	2	2	8	41	27	10	3	1	0	0	0	0	0	0	0	0	0	0	0	94	29.6	35	25 to 35	72.3	14	14.9
02/03/2023	16:00	0	1	2	39	34	12	3	0	0	0	0	0	0	0	0	0	0	0	0	91	30.8	35.4	25 to 35	80.2	15	16.5
02/03/2023	17:00	0	1	7	44	28	10	2	1	1	0	0	0	0	0	0	0	0	0	0	94	30.2	35	25 to 35	76.6	14	14.9
02/03/2023	18:00	0	0	2	23	13	2	5	0	0	0	0	0	0	0	0	0	0	0	0	45	30.6	35	25 to 35	80.0	7	15.6
02/03/2023	19:00	0	1	1	8	6	5	3	0	0	0	0	0	0	0	0	0	0	0	0	24	31.8	39	25 to 35	58.3	8	33.3
02/03/2023	20:00	0	2	1	9	10	2	0	0	0	0	0	0	0	0	0	0	0	0	0	24	29.1	34	25 to 35	79.2	2	8.3
02/03/2023	21:00	0	1	0	8	2	3	1	0	0	0	0	0	0	0	0	0	0	0	0	15	30.3	38.3	25 to 35	66.7	4	26.7
02/03/2023	22:00	0	0	0	3	8	2	3	0	0	0	0	0	0	0	0	0	0	0	0	16	33.7	41.7	25 to 35	68.8	5	31.3
02/03/2023	23:00	0	0	0	1	1	3	0	1	0	1	0	0	0	0	0	0	0	0	0	7	39.1	50	30 to 40	57.1	5	71.4
24 Hr Summary		16	27	71	427	344	113	45	8	4	1	0	0	0	0	0	0	0	0	0	1056	30.1	35.6	25 to 35	73.0	171	16.2

Incoming Histogram  
 Mileham 16/3/23  
 By the old school facing East

from Fri-Feb-17-2023-05-00-PM to Thu-Mar-16-2023-07-59-PM

Date	Starting Hr:min	<15	15 to <20	20 to <25	25 to <30	30 to <35	35 to <40	40 to <45	45 to <50	50 to <55	55 to <60	60 to <65	65 to <70	70 to <75	75 to <80	80 to <85	85 to <90	90 to <95	95 to <100	100 to >105	Total Counts	Avg Speed (MPH)	85pct Speed	10MPH Pace	% in pace	# of Speeders	% Speeders
03/03/2023	00:00	0	0	0	1	1	0	0	0	0	0	0	0	0	0	0	0	0	0	0	2	29.5	35	25 to 35	100.0	*	*
03/03/2023	01:00	0	0	0	0	0	0	1	0	0	0	0	0	0	0	0	0	0	0	0	1	42	45	35 to 45	100.0	1	100.0
03/03/2023	02:00	0	0	0	0	0	0	1	0	0	0	0	0	0	0	0	0	0	0	0	1	42	45	35 to 45	100.0	1	100.0
03/03/2023	03:00	0	0	0	0	0	0	0	0	0	0	0	0	0	0	0	0	0	0	0	0	0	0	*	*	*	*
03/03/2023	04:00	0	0	0	0	0	0	0	2	0	0	0	0	0	0	0	0	0	0	0	2	47	50	40 to 50	100.0	2	100.0
03/03/2023	05:00	0	0	0	2	2	0	1	1	0	0	0	0	0	0	0	0	0	0	0	6	34.5	45	25 to 35	66.7	2	33.3
03/03/2023	06:00	0	1	1	8	13	5	3	0	0	0	0	0	0	0	0	0	0	0	0	31	32	38	25 to 35	67.7	8	25.8
03/03/2023	07:00	1	0	6	27	41	8	2	1	1	0	0	0	0	0	0	0	0	0	0	87	31	34.9	25 to 35	78.2	12	13.8
03/03/2023	08:00	4	7	16	43	33	5	3	0	0	0	0	0	0	0	0	0	0	0	0	111	27.7	33.6	25 to 35	68.5	8	7.2
03/03/2023	09:00	9	0	5	27	15	6	0	0	0	0	0	0	0	0	0	0	0	0	0	62	26.6	34	25 to 35	67.7	6	9.7
03/03/2023	10:00	2	3	6	26	29	2	0	1	0	0	0	0	0	0	0	0	0	0	0	69	28.6	33.8	25 to 35	79.7	3	4.3
03/03/2023	11:00	3	2	8	24	21	7	0	2	0	0	0	0	0	0	0	0	0	0	0	67	28.8	34.8	25 to 35	67.2	9	13.4
03/03/2023	12:00	1	2	11	38	23	4	1	0	0	0	0	0	0	0	0	0	0	0	0	80	28.3	33.5	25 to 35	76.3	5	6.3
03/03/2023	13:00	1	2	5	39	20	4	1	0	0	0	0	0	0	0	0	0	0	0	0	72	28.6	33.5	25 to 35	81.9	5	6.9
03/03/2023	14:00	2	3	8	37	21	11	3	0	0	0	0	0	0	0	0	0	0	0	0	85	29.2	35.5	25 to 35	68.2	14	16.5
03/03/2023	15:00	2	3	6	55	39	7	4	0	0	0	0	0	0	0	0	0	0	0	0	116	29.4	34.2	25 to 35	81.0	11	9.5
03/03/2023	16:00	0	0	6	49	33	11	3	0	0	0	0	0	0	0	0	0	0	0	0	102	30.2	34.8	25 to 35	80.4	14	13.7
03/03/2023	17:00	0	0	3	38	37	9	2	0	0	0	0	0	0	0	0	0	0	0	0	89	30.6	34.7	25 to 35	84.3	11	12.4
03/03/2023	18:00	0	0	1	19	22	9	5	0	0	0	0	0	0	0	0	0	0	0	0	56	32.2	38.3	25 to 35	73.2	14	25.0
03/03/2023	19:00	2	2	2	10	8	7	2	2	0	1	0	0	0	0	0	0	0	0	0	36	31.3	40	25 to 35	50.0	12	33.3
03/03/2023	20:00	0	0	1	9	5	2	1	1	0	0	0	0	0	0	0	0	0	0	0	19	31.1	37.5	25 to 35	73.7	4	21.1
03/03/2023	21:00	0	0	1	2	8	4	2	1	0	0	0	0	0	0	0	0	0	0	0	18	34.1	40	30 to 40	66.7	7	38.9
03/03/2023	22:00	0	0	1	2	4	3	3	0	0	0	0	0	0	0	0	0	0	0	0	13	34.1	41.7	30 to 40	53.8	6	46.2
03/03/2023	23:00	0	0	1	1	2	0	4	0	1	0	0	0	0	0	0	0	0	0	0	9	37.1	45	35 to 45	44.4	5	55.6
24 Hr Summary		27	25	88	457	377	104	42	11	2	1	0	0	0	0	0	0	0	0	0	1134	29.7	34.9	25 to 35	73.5	160	14.1

Incoming Histogram  
 Mileham 16/3/23  
 By the old school facing East

from Fri-Feb-17-2023-05-00-PM to Thu-Mar-16-2023-07-59-PM

Date	Starting Hr:min	<15	15 to <20	20 to <25	25 to <30	30 to <35	35 to <40	40 to <45	45 to <50	50 to <55	55 to <60	60 to <65	65 to <70	70 to <75	75 to <80	80 to <85	85 to <90	90 to <95	95 to <100	100 to >105	Total Counts	Avg Speed (MPH)	85pct Speed	10MPH Pace	% in pace	# of Speeders	% Speeders
04/03/2023	00:00	0	0	0	2	2	1	0	0	0	0	0	0	0	0	0	0	0	0	0	5	31	35	25 to 35	80.0	1	20.0
04/03/2023	01:00	0	0	0	2	1	0	0	0	0	0	0	0	0	0	0	0	0	0	0	3	28.7	35	25 to 35	100.0	*	*
04/03/2023	02:00	0	0	0	1	1	0	0	0	0	0	0	0	0	0	0	0	0	0	0	2	29.5	35	25 to 35	100.0	*	*
04/03/2023	03:00	0	0	0	0	0	0	0	0	0	0	0	0	0	0	0	0	0	0	0	0	0	0	*	*	*	*
04/03/2023	04:00	0	0	0	0	0	0	1	0	0	0	0	0	0	0	0	0	0	0	0	1	42	45	35 to 45	100.0	1	100.0
04/03/2023	05:00	0	0	0	1	0	1	1	0	0	0	0	0	0	0	0	0	0	0	0	3	35.3	45	35 to 45	66.7	2	66.7
04/03/2023	06:00	0	1	0	3	3	0	3	0	0	0	0	0	0	0	0	0	0	0	0	10	32.1	41.7	25 to 35	60.0	3	30.0
04/03/2023	07:00	2	0	1	4	4	2	2	1	0	0	0	0	0	0	0	0	0	0	0	16	30.5	42.5	25 to 35	50.0	5	31.3
04/03/2023	08:00	0	2	0	12	15	4	4	1	0	0	0	0	0	0	0	0	0	0	0	38	31.8	38.8	25 to 35	71.1	9	23.7
04/03/2023	09:00	0	0	3	25	29	4	0	0	0	0	0	0	0	0	0	0	0	0	0	61	30.1	34.1	25 to 35	88.5	4	6.6
04/03/2023	10:00	3	1	9	31	20	5	1	1	0	0	0	0	0	0	0	0	0	0	0	71	28.4	34	25 to 35	71.8	7	9.9
04/03/2023	11:00	0	2	1	22	22	7	1	0	0	0	0	0	0	0	0	0	0	0	0	55	30.4	35	25 to 35	80.0	8	14.5
04/03/2023	12:00	2	4	5	26	32	7	3	0	0	0	0	0	0	0	0	0	0	0	0	79	29.6	34.7	25 to 35	73.4	10	12.7
04/03/2023	13:00	1	1	1	17	19	7	2	1	0	0	0	0	0	0	0	0	0	0	0	49	31.1	37.1	25 to 35	73.5	10	20.4
04/03/2023	14:00	0	2	3	27	16	9	2	0	0	0	0	0	0	0	0	0	0	0	0	59	30.1	36.1	25 to 35	72.9	11	18.6
04/03/2023	15:00	1	3	6	32	17	3	1	1	0	0	0	0	0	0	0	0	0	0	0	64	28.5	33.5	25 to 35	76.6	5	7.8
04/03/2023	16:00	0	4	8	26	22	7	2	1	0	0	0	0	0	0	0	0	0	0	0	70	29.5	35	25 to 35	68.6	10	14.3
04/03/2023	17:00	1	0	1	17	20	5	0	1	0	0	0	0	0	0	0	0	0	0	0	45	30.6	34.8	25 to 35	82.2	6	13.3
04/03/2023	18:00	1	1	2	24	22	4	0	0	1	0	0	0	0	0	0	0	0	0	0	55	29.9	34.3	25 to 35	83.6	5	9.1
04/03/2023	19:00	0	2	2	2	7	2	1	1	0	0	0	0	0	0	0	0	0	0	0	17	30.6	37.5	25 to 35	52.9	4	23.5
04/03/2023	20:00	0	0	0	4	5	1	1	0	0	0	0	0	0	0	0	0	0	0	0	11	31.7	35	25 to 35	81.8	2	18.2
04/03/2023	21:00	0	0	1	3	3	3	1	0	0	0	0	0	0	0	0	0	0	0	0	11	32.1	38.3	25 to 35	54.5	4	36.4
04/03/2023	22:00	0	0	2	4	2	2	0	1	0	0	0	0	0	0	0	0	0	0	0	11	30.7	37.5	20 to 30	54.5	3	27.3
04/03/2023	23:00	0	0	0	1	3	3	1	0	0	0	0	0	0	0	0	0	0	0	0	8	34.5	40	30 to 40	75.0	4	50.0
24 Hr Summary		11	23	45	286	265	77	27	9	1	0	0	0	0	0	0	0	0	0	0	744	30.1	35.1	25 to 35	74.1	114	15.3



Incoming Histogram  
 Mileham 16/3/23  
 By the old school facing East  
 from Fri-Feb-17-2023-05-00-PM to Thu-Mar-16-2023-07-59-PM

Date	Starting Hr:min	<15	15 to <20	20 to <25	25 to <30	30 to <35	35 to <40	40 to <45	45 to <50	50 to <55	55 to <60	60 to <65	65 to <70	70 to <75	75 to <80	80 to <85	85 to <90	90 to <95	95 to <100	100 to >105	Total Counts	Avg Speed (MPH)	85pct Speed	10MPH Pace	% in pace	# of Speeders	% Speeders
05/03/2023	00:00	0	0	0	2	2	1	0	0	0	0	0	0	0	0	0	0	0	0	0	5	31	35	25 to 35	80.0	1	20.0
05/03/2023	01:00	0	0	0	1	1	1	1	0	0	0	0	0	0	0	0	0	0	0	0	4	34.5	40	25 to 35	50.0	2	50.0
05/03/2023	02:00	0	0	0	0	0	0	0	0	0	0	0	0	0	0	0	0	0	0	0	0	0	0	*	*	*	*
05/03/2023	03:00	0	0	0	0	1	0	0	0	0	0	0	0	0	0	0	0	0	0	0	1	32	35	25 to 35	100.0	*	*
05/03/2023	04:00	0	0	0	0	0	0	0	0	0	0	0	0	0	0	0	0	0	0	0	0	0	0	*	*	*	*
05/03/2023	05:00	0	0	1	0	3	0	1	0	0	0	0	0	0	0	0	0	0	0	0	5	32.2	35	25 to 35	60.0	1	20.0
05/03/2023	06:00	0	0	0	3	2	1	0	0	0	0	0	0	0	0	0	0	0	0	0	6	30.3	35	25 to 35	83.3	1	16.7
05/03/2023	07:00	0	0	0	2	1	2	1	0	0	0	0	0	0	0	0	0	0	0	0	6	33.7	40	25 to 35	50.0	3	50.0
05/03/2023	08:00	0	1	0	9	19	2	1	0	0	0	0	0	0	0	0	0	0	0	0	32	31	34.5	25 to 35	87.5	3	9.4
05/03/2023	09:00	0	0	2	15	17	3	3	0	0	0	0	0	0	0	0	0	0	0	0	40	31.1	35	25 to 35	80.0	6	15.0
05/03/2023	10:00	1	4	4	14	24	1	1	0	0	0	0	0	0	0	0	0	0	0	0	49	28.7	34	25 to 35	77.6	2	4.1
05/03/2023	11:00	1	2	4	27	20	5	3	1	0	0	0	0	0	0	0	0	0	0	0	63	29.8	35	25 to 35	74.6	9	14.3
05/03/2023	12:00	2	0	1	14	17	8	2	0	0	0	0	0	0	0	0	0	0	0	0	44	30.9	36.9	25 to 35	70.5	10	22.7
05/03/2023	13:00	1	3	4	20	22	5	2	2	0	0	0	0	0	0	0	0	0	0	0	59	30.1	35	25 to 35	71.2	9	15.3
05/03/2023	14:00	1	2	3	23	15	5	2	0	0	0	0	0	0	0	0	0	0	0	0	51	29.4	34.7	25 to 35	74.5	7	13.7
05/03/2023	15:00	2	1	7	33	16	4	0	0	0	0	0	0	0	0	0	0	0	0	0	63	28	33.4	25 to 35	77.8	4	6.3
05/03/2023	16:00	0	1	4	28	27	8	2	0	0	0	0	0	0	0	0	0	0	0	0	70	30.4	35	25 to 35	78.6	10	14.3
05/03/2023	17:00	1	0	5	17	16	2	1	0	0	0	0	0	0	0	0	0	0	0	0	42	29	34.1	25 to 35	78.6	3	7.1
05/03/2023	18:00	2	2	1	9	7	0	0	0	0	0	0	0	0	0	0	0	0	0	0	21	26.3	32.9	25 to 35	76.2	*	*
05/03/2023	19:00	1	3	2	4	12	3	0	1	0	0	0	0	0	0	0	0	0	0	0	26	29.4	35	25 to 35	61.5	4	15.4
05/03/2023	20:00	0	0	0	4	6	1	2	0	0	0	0	0	0	0	0	0	0	0	0	13	32.5	40	25 to 35	76.9	3	23.1
05/03/2023	21:00	0	0	0	3	5	2	0	0	0	0	0	0	0	0	0	0	0	0	0	10	31.6	35	25 to 35	80.0	2	20.0
05/03/2023	22:00	0	0	0	1	2	0	1	2	0	0	0	0	0	0	0	0	0	0	0	6	38	47.5	25 to 35	50.0	3	50.0
05/03/2023	23:00	0	0	0	0	2	0	0	0	0	0	0	0	0	0	0	0	0	0	0	2	32	35	25 to 35	100.0	*	*
24 Hr Summary		12	19	38	229	237	54	23	6	0	0	0	0	0	0	0	0	0	0	0	618	29.9	34.8	25 to 35	75.4	83	13.4

Incoming Histogram  
 Mileham 16/3/23  
 By the old school facing East

from Fri-Feb-17-2023-05-00-PM to Thu-Mar-16-2023-07-59-PM

Date	Starting Hr:min	<15	15 to <20	20 to <25	25 to <30	30 to <35	35 to <40	40 to <45	45 to <50	50 to <55	55 to <60	60 to <65	65 to <70	70 to <75	75 to <80	80 to <85	85 to <90	90 to <95	95 to <100	100 to >105	Total Counts	Avg Speed (MPH)	85pct Speed	10MPH Pace	% in pace	# of Speeders	% Speeders
06/03/2023	00:00	0	0	0	0	0	0	0	0	0	0	0	0	0	0	0	0	0	0	0	0	0	0	*	*	*	*
06/03/2023	01:00	0	0	0	0	0	0	0	0	0	0	0	0	0	0	0	0	0	0	0	0	0	0	*	*	*	*
06/03/2023	02:00	0	0	1	0	1	0	0	0	0	0	0	0	0	0	0	0	0	0	0	2	27	35	15 to 25	50.0	*	*
06/03/2023	03:00	0	0	0	0	0	1	0	0	0	0	0	0	0	0	0	0	0	0	0	1	37	40	30 to 40	100.0	1	100.0
06/03/2023	04:00	0	0	0	0	0	0	1	0	0	0	0	0	0	0	0	0	0	0	0	1	42	45	35 to 45	100.0	1	100.0
06/03/2023	05:00	0	0	0	1	5	3	2	2	0	0	0	0	0	0	0	0	0	0	0	13	36.8	45	30 to 40	61.5	7	53.8
06/03/2023	06:00	0	0	0	5	4	5	1	1	0	0	0	0	0	0	0	0	0	0	0	16	33.8	40	25 to 35	56.3	7	43.8
06/03/2023	07:00	4	1	10	32	25	9	5	0	0	0	0	0	0	0	0	0	0	0	0	86	29.2	35.6	25 to 35	66.3	14	16.3
06/03/2023	08:00	2	2	14	26	42	11	4	0	0	0	0	0	0	0	0	0	0	0	0	101	29.9	35	25 to 35	67.3	15	14.9
06/03/2023	09:00	0	2	4	26	16	5	1	1	0	0	0	0	0	0	0	0	0	0	0	55	29.6	34.7	25 to 35	76.4	7	12.7
06/03/2023	10:00	0	3	4	29	19	3	1	0	0	0	0	0	0	0	0	0	0	0	0	59	28.8	33.7	25 to 35	81.4	4	6.8
06/03/2023	11:00	1	2	3	41	15	6	0	0	0	0	0	0	0	0	0	0	0	0	0	68	28.5	33.7	25 to 35	82.4	6	8.8
06/03/2023	12:00	0	1	5	32	28	7	1	0	0	0	0	0	0	0	0	0	0	0	0	74	29.9	34.5	25 to 35	81.1	8	10.8
06/03/2023	13:00	0	1	6	21	20	3	1	0	0	0	0	0	0	0	0	0	0	0	0	52	29.3	34	25 to 35	78.8	4	7.7
06/03/2023	14:00	3	1	6	28	22	2	1	0	0	0	0	0	0	0	0	0	0	0	0	63	28.2	33.6	25 to 35	79.4	3	4.8
06/03/2023	15:00	1	3	10	40	23	10	4	0	0	0	0	0	0	0	0	0	0	0	0	91	29.3	35	25 to 35	69.2	14	15.4
06/03/2023	16:00	0	3	10	45	29	9	0	0	0	0	0	0	0	0	0	0	0	0	0	96	29	34.1	25 to 35	77.1	9	9.4
06/03/2023	17:00	1	0	7	42	27	3	6	0	0	0	0	0	0	0	0	0	0	0	0	86	29.7	34.3	25 to 35	80.2	9	10.5
06/03/2023	18:00	0	0	7	7	22	6	2	1	0	0	0	0	0	0	0	0	0	0	0	45	31.4	36.7	25 to 35	64.4	9	20.0
06/03/2023	19:00	0	0	1	6	7	4	2	0	1	0	0	0	0	0	0	0	0	0	0	21	33.1	40	25 to 35	61.9	7	33.3
06/03/2023	20:00	0	0	3	5	4	2	1	0	0	0	0	0	0	0	0	0	0	0	0	15	29.8	37.5	25 to 35	60.0	3	20.0
06/03/2023	21:00	0	0	1	5	6	3	0	1	0	0	0	0	0	0	0	0	0	0	0	16	31.8	38.3	25 to 35	68.8	4	25.0
06/03/2023	22:00	0	0	0	3	3	4	1	0	0	0	0	0	0	0	0	0	0	0	0	11	33.5	38.8	30 to 40	63.6	5	45.5
06/03/2023	23:00	0	0	1	1	1	1	0	0	0	0	0	0	0	0	0	0	0	0	0	4	29.5	35	20 to 30	50.0	1	25.0
24 Hr Summary		12	19	93	395	319	97	34	6	1	0	0	0	0	0	0	0	0	0	0	976	29.7	34.9	25 to 35	73.2	138	14.1

Incoming Histogram  
 Mileham 16/3/23  
 By the old school facing East

from Fri-Feb-17-2023-05-00-PM to Thu-Mar-16-2023-07-59-PM

Date	Starting Hr:min	<15	15 to <20	20 to <25	25 to <30	30 to <35	35 to <40	40 to <45	45 to <50	50 to <55	55 to <60	60 to <65	65 to <70	70 to <75	75 to <80	80 to <85	85 to <90	90 to <95	95 to <100	100 to >105	Total Counts	Avg Speed (MPH)	85pct Speed	10MPH Pace	% in pace	# of Speeders	% Speeders
07/03/2023	00:00	0	0	0	0	1	0	0	0	0	0	0	0	0	0	0	0	0	0	0	1	32	35	25 to 35	100.0	*	*
07/03/2023	01:00	0	0	0	0	1	0	0	0	0	0	0	0	0	0	0	0	0	0	0	1	32	35	25 to 35	100.0	*	*
07/03/2023	02:00	0	0	0	0	0	0	1	0	0	0	0	0	0	0	0	0	0	0	0	1	42	45	35 to 45	100.0	1	100.0
07/03/2023	03:00	0	0	0	0	0	0	2	0	0	0	0	0	0	0	0	0	0	0	0	2	42	45	35 to 45	100.0	2	100.0
07/03/2023	04:00	0	0	0	1	2	0	1	0	0	0	0	0	0	0	0	0	0	0	0	4	33.3	35	25 to 35	75.0	1	25.0
07/03/2023	05:00	0	0	0	1	3	3	2	0	0	0	0	0	0	0	0	0	0	0	0	9	35.3	42.5	30 to 40	66.7	5	55.6
07/03/2023	06:00	0	0	2	8	9	8	2	0	0	0	0	0	0	0	0	0	0	0	0	29	32.1	38.8	25 to 35	58.6	10	34.5
07/03/2023	07:00	1	1	5	37	41	10	2	0	0	0	0	0	0	0	0	0	0	0	0	97	30.3	34.6	25 to 35	80.4	12	12.4
07/03/2023	08:00	1	3	9	50	34	3	0	0	0	0	0	0	0	0	0	0	0	0	0	100	28.5	33.2	25 to 35	84.0	3	3.0
07/03/2023	09:00	1	3	7	39	28	5	1	1	0	0	0	0	0	0	0	0	0	0	0	85	29.1	33.9	25 to 35	78.8	7	8.2
07/03/2023	10:00	1	6	11	19	15	4	0	0	0	0	0	0	0	0	0	0	0	0	0	56	26.9	33.7	25 to 35	60.7	4	7.1
07/03/2023	11:00	4	0	11	38	8	2	0	0	0	0	0	0	0	0	0	0	0	0	0	63	26.4	30.6	20 to 30	77.8	2	3.2
07/03/2023	12:00	0	2	15	33	16	2	1	1	0	0	0	0	0	0	0	0	0	0	0	70	27.9	33.1	25 to 35	70.0	4	5.7
07/03/2023	13:00	1	3	7	33	19	3	1	0	0	0	0	0	0	0	0	0	0	0	0	67	28.2	33.4	25 to 35	77.6	4	6.0
07/03/2023	14:00	4	2	3	33	23	2	0	0	1	0	0	0	0	0	0	0	0	0	0	68	28.1	33.5	25 to 35	82.4	3	4.4
07/03/2023	15:00	10	4	16	34	25	11	1	0	0	0	0	0	0	0	0	0	0	0	0	101	27	34.4	25 to 35	58.4	12	11.9
07/03/2023	16:00	1	0	5	39	39	7	2	1	0	0	0	0	0	0	0	0	0	0	0	94	30.2	34.5	25 to 35	83.0	10	10.6
07/03/2023	17:00	1	3	3	29	37	8	5	0	0	0	0	0	0	0	0	0	0	0	0	86	30.6	35	25 to 35	76.7	13	15.1
07/03/2023	18:00	1	1	3	14	25	7	3	0	0	0	0	0	0	0	0	0	0	0	0	54	31	36.4	25 to 35	72.2	10	18.5
07/03/2023	19:00	0	1	1	7	6	6	4	1	0	0	0	0	0	0	0	0	0	0	0	26	33.2	41.2	25 to 35	50.0	11	42.3
07/03/2023	20:00	0	0	2	6	6	6	3	0	0	0	0	0	0	0	0	0	0	0	0	23	32.6	40	25 to 35	52.2	9	39.1
07/03/2023	21:00	0	0	1	2	3	2	0	0	0	0	0	0	0	0	0	0	0	0	0	8	30.8	37.5	25 to 35	62.5	2	25.0
07/03/2023	22:00	0	0	3	3	3	0	2	1	0	0	0	0	0	0	0	0	0	0	0	12	31.3	42.5	20 to 30	50.0	3	25.0
07/03/2023	23:00	0	0	0	0	2	2	0	1	0	0	0	0	0	0	0	0	0	0	0	5	37	40	30 to 40	80.0	3	60.0
24 Hr Summary		26	29	104	426	346	91	33	6	1	0	0	0	0	0	0	0	0	0	0	1062	29.2	34.6	25 to 35	72.7	131	12.3

Incoming Histogram  
 Mileham 16/3/23  
 By the old school facing East  
 from Fri-Feb-17-2023-05-00-PM to Thu-Mar-16-2023-07-59-PM

Date	Starting Hr:min	<15	15 to <20	20 to <25	25 to <30	30 to <35	35 to <40	40 to <45	45 to <50	50 to <55	55 to <60	60 to <65	65 to <70	70 to <75	75 to <80	80 to <85	85 to <90	90 to <95	95 to <100	100 to >105	Total Counts	Avg Speed (MPH)	85pct Speed	10MPH Pace	% in pace	# of Speeders	% Speeders
08/03/2023	00:00	0	0	0	0	1	0	0	0	0	0	0	0	0	0	0	0	0	0	0	1	32	35	25 to 35	100.0	*	*
08/03/2023	01:00	0	0	0	1	0	0	0	0	0	0	0	0	0	0	0	0	0	0	0	1	27	30	20 to 30	100.0	*	*
08/03/2023	02:00	0	0	0	0	1	1	1	0	0	0	0	0	0	0	0	0	0	0	0	3	37	45	30 to 40	66.7	2	66.7
08/03/2023	03:00	0	0	0	0	0	0	0	0	0	0	0	0	0	0	0	0	0	0	0	0	0	0	*	*	*	*
08/03/2023	04:00	0	0	0	1	0	0	0	0	0	0	0	0	0	0	0	0	0	0	0	1	27	30	20 to 30	100.0	*	*
08/03/2023	05:00	0	0	0	3	6	3	2	0	0	0	0	0	0	0	0	0	0	0	0	14	33.6	40	25 to 35	64.3	5	35.7
08/03/2023	06:00	0	0	0	8	9	6	2	0	0	0	0	0	0	0	0	0	0	0	0	25	32.5	38.3	25 to 35	68.0	8	32.0
08/03/2023	07:00	1	0	5	26	35	13	5	2	0	0	0	0	0	0	0	0	0	0	0	87	31.7	37.7	25 to 35	70.1	20	23.0
08/03/2023	08:00	1	2	5	42	45	7	2	0	0	0	0	0	0	0	0	0	0	0	0	104	29.9	34.2	25 to 35	83.7	9	8.7
08/03/2023	09:00	1	7	11	23	23	7	1	0	0	0	0	0	0	0	0	0	0	0	0	73	28.1	34.3	25 to 35	63.0	8	11.0
08/03/2023	10:00	4	3	7	26	19	7	3	0	0	0	0	0	0	0	0	0	0	0	0	69	28.4	35	25 to 35	65.2	10	14.5
08/03/2023	11:00	3	3	4	37	9	2	2	0	0	0	0	0	0	0	0	0	0	0	0	60	27.1	32.2	25 to 35	76.7	4	6.7
08/03/2023	12:00	3	2	3	27	21	2	2	0	0	0	0	0	0	0	0	0	0	0	0	60	28.4	33.8	25 to 35	80.0	4	6.7
08/03/2023	13:00	5	2	10	27	24	3	1	0	0	0	0	0	0	0	0	0	0	0	0	72	27.6	33.5	25 to 35	70.8	4	5.6
08/03/2023	14:00	2	1	6	35	25	4	1	0	0	0	0	0	0	0	0	0	0	0	0	74	28.9	33.8	25 to 35	81.1	5	6.8
08/03/2023	15:00	6	2	21	48	25	3	1	0	0	0	0	0	0	0	0	0	0	0	0	106	26.9	32.6	25 to 35	68.9	4	3.8
08/03/2023	16:00	2	1	8	37	34	7	4	0	0	0	0	0	0	0	0	0	0	0	0	93	29.7	34.6	25 to 35	76.3	11	11.8
08/03/2023	17:00	0	1	3	37	36	8	3	0	1	0	0	0	0	0	0	0	0	0	0	89	30.8	34.9	25 to 35	82.0	12	13.5
08/03/2023	18:00	0	0	3	20	16	12	4	1	0	0	0	0	0	0	0	0	0	0	0	56	32.1	38.8	25 to 35	64.3	17	30.4
08/03/2023	19:00	0	1	1	7	12	4	1	0	0	0	0	0	0	0	0	0	0	0	0	26	31	36.2	25 to 35	73.1	5	19.2
08/03/2023	20:00	0	0	3	5	4	3	2	0	0	0	0	0	0	0	0	0	0	0	0	17	30.9	38.3	25 to 35	52.9	5	29.4
08/03/2023	21:00	0	0	0	5	3	4	2	0	0	0	0	0	0	0	0	0	0	0	0	14	33.2	40	25 to 35	57.1	6	42.9
08/03/2023	22:00	0	1	1	1	7	3	1	1	0	0	0	0	0	0	0	0	0	0	0	15	32.8	40	30 to 40	66.7	5	33.3
08/03/2023	23:00	0	0	0	0	0	1	2	0	0	0	0	0	0	0	0	0	0	0	0	3	40.3	45	35 to 45	100.0	3	100.0
24 Hr Summary		28	26	91	416	355	100	42	4	1	0	0	0	0	0	0	0	0	0	0	1063	29.5	34.8	25 to 35	72.5	147	13.8

Incoming Histogram  
 Mileham 16/3/23  
 By the old school facing East  
 from Fri-Feb-17-2023-05-00-PM to Thu-Mar-16-2023-07-59-PM

Date	Starting Hr:min	<15	15 to <20	20 to <25	25 to <30	30 to <35	35 to <40	40 to <45	45 to <50	50 to <55	55 to <60	60 to <65	65 to <70	70 to <75	75 to <80	80 to <85	85 to <90	90 to <95	95 to <100	100 to >105	Total Counts	Avg Speed (MPH)	85pct Speed	10MPH Pace	% in pace	# of Speeders	% Speeders
09/03/2023	00:00	0	0	0	1	0	0	0	0	0	0	0	0	0	0	0	0	0	0	0	1	27	30	20 to 30	100.0	*	*
09/03/2023	01:00	0	0	0	0	0	0	0	0	0	0	0	0	0	0	0	0	0	0	0	0	0	0	*	*	*	*
09/03/2023	02:00	0	0	0	0	0	0	0	0	0	0	0	0	0	0	0	0	0	0	0	0	0	0	*	*	*	*
09/03/2023	03:00	0	0	0	0	0	0	2	0	0	0	0	0	0	0	0	0	0	0	0	2	42	45	35 to 45	100.0	2	100.0
09/03/2023	04:00	0	0	0	0	1	1	0	0	0	0	0	0	0	0	0	0	0	0	0	2	34.5	40	30 to 40	100.0	1	50.0
09/03/2023	05:00	0	0	1	1	1	3	2	0	0	0	0	0	0	0	0	0	0	0	0	8	34.6	42.5	35 to 45	62.5	5	62.5
09/03/2023	06:00	1	0	0	8	9	9	3	1	0	0	0	0	0	0	0	0	0	0	0	31	33.2	39.4	30 to 40	58.1	13	41.9
09/03/2023	07:00	2	3	6	31	35	12	2	0	0	0	0	0	0	0	0	0	0	0	0	91	29.9	35	25 to 35	72.5	14	15.4
09/03/2023	08:00	2	1	10	32	39	11	0	0	0	0	0	0	0	0	0	0	0	0	0	95	29.6	34.6	25 to 35	74.7	11	11.6
09/03/2023	09:00	45	1	11	24	19	3	1	0	0	0	0	0	0	0	0	0	0	0	0	104	19.5	31.8	5 to 15	43.3	4	3.8
09/03/2023	10:00	181	3	3	19	12	2	0	0	0	0	0	0	0	0	0	0	0	0	0	220	11.2	25	5 to 15	82.3	2	0.9
09/03/2023	11:00	138	0	4	11	18	2	0	0	0	0	0	0	0	0	0	0	0	0	0	173	12.1	27.3	5 to 15	79.8	2	1.2
09/03/2023	12:00	16	1	5	24	28	11	0	0	0	0	0	0	0	0	0	0	0	0	0	85	26.1	34.6	25 to 35	61.2	11	12.9
09/03/2023	13:00	27	2	4	26	20	11	3	0	1	0	0	0	0	0	0	0	0	0	0	94	24.2	35.5	25 to 35	48.9	15	16.0
09/03/2023	14:00	75	1	5	16	26	8	3	0	0	0	0	0	0	0	0	0	0	0	0	134	17.9	33.3	5 to 15	56.0	11	8.2
09/03/2023	15:00	0	4	4	39	18	6	1	1	0	0	0	0	0	0	0	0	0	0	0	73	29.1	34.2	25 to 35	78.1	8	11.0
09/03/2023	16:00	66	2	9	33	32	11	2	1	0	0	0	0	0	0	0	0	0	0	0	156	20.7	33.6	5 to 15	42.3	14	9.0
09/03/2023	17:00	29	1	7	39	22	7	1	0	1	0	0	0	0	0	0	0	0	0	0	107	23.6	33.4	25 to 35	57.0	9	8.4
09/03/2023	18:00	173	2	1	18	14	6	1	1	0	0	0	0	0	0	0	0	0	0	0	216	12.8	27.2	5 to 15	80.1	8	3.7
09/03/2023	19:00	45	0	1	8	7	4	1	2	0	0	0	0	0	0	0	0	0	0	0	68	16.6	32.9	5 to 15	66.2	7	10.3
09/03/2023	20:00	100	1	2	7	7	1	2	0	0	0	0	0	0	0	0	0	0	0	0	120	12.6	22.5	5 to 15	83.3	3	2.5
09/03/2023	21:00	93	0	0	7	5	2	0	0	0	0	0	0	0	0	0	0	0	0	0	107	11.7	14.6	5 to 15	86.9	2	1.9
09/03/2023	22:00	146	0	1	2	4	3	0	0	0	0	0	0	0	0	0	0	0	0	0	156	9.5	10.9	5 to 15	93.6	3	1.9
09/03/2023	23:00	402	3	0	0	1	0	1	0	1	0	0	0	0	0	0	0	0	0	0	408	8.7	11.1	5 to 15	98.5	2	0.5
24 Hr Summary		1541	25	74	346	318	113	25	6	3	0	0	0	0	0	0	0	0	0	0	2451	16.3	31.5	5 to 15	62.9	147	6.0

Incoming Histogram  
 Mileham 16/3/23  
 By the old school facing East

from Fri-Feb-17-2023-05-00-PM to Thu-Mar-16-2023-07-59-PM

Date	Starting Hr:min	<15	15 to <20	20 to <25	25 to <30	30 to <35	35 to <40	40 to <45	45 to <50	50 to <55	55 to <60	60 to <65	65 to <70	70 to <75	75 to <80	80 to <85	85 to <90	90 to <95	95 to <100	100 to >105	Total Counts	Avg Speed (MPH)	85pct Speed	10MPH Pace	% in pace	# of Speeders	% Speeders
10/03/2023	00:00	48	1	0	0	1	1	0	0	0	0	0	0	0	0	0	0	0	0	0	51	9.6	12.2	5 to 15	94.1	1	2.0
10/03/2023	01:00	0	0	0	0	0	0	1	0	0	0	0	0	0	0	0	0	0	0	0	1	42	45	35 to 45	100.0	1	100.0
10/03/2023	02:00	63	3	0	0	0	0	0	0	0	0	0	0	0	0	0	0	0	0	0	66	9.7	13.5	5 to 15	95.5	*	*
10/03/2023	03:00	1	0	0	0	0	0	0	1	0	0	0	0	0	0	0	0	0	0	0	2	27	50	0 to 10	50.0	1	50.0
10/03/2023	04:00	1	0	0	0	1	0	0	0	0	0	0	0	0	0	0	0	0	0	0	2	19.5	35	0 to 10	50.0	*	*
10/03/2023	05:00	1	0	0	2	1	1	0	0	0	0	0	0	0	0	0	0	0	0	0	5	26	35	25 to 35	60.0	1	20.0
10/03/2023	06:00	0	0	0	3	7	3	4	1	0	0	0	0	0	0	0	0	0	0	0	18	35.2	42.5	25 to 35	55.6	8	44.4
10/03/2023	07:00	66	0	5	21	24	14	3	2	0	0	0	0	0	0	0	0	0	0	0	135	20.2	34.8	5 to 15	48.9	19	14.1
10/03/2023	08:00	140	0	7	27	28	10	2	1	0	0	0	0	0	0	0	0	0	0	0	215	15.7	31.6	5 to 15	65.1	13	6.0
10/03/2023	09:00	28	2	11	33	23	5	2	1	0	0	0	0	0	0	0	0	0	0	0	105	23.4	33.3	25 to 35	53.3	8	7.6
10/03/2023	10:00	3	1	10	23	15	6	0	0	0	0	0	0	0	0	0	0	0	0	0	58	27.5	34	25 to 35	65.5	6	10.3
10/03/2023	11:00	5	7	14	33	22	2	3	0	0	0	0	0	0	0	0	0	0	0	0	86	26.7	33.2	25 to 35	64.0	5	5.8
10/03/2023	12:00	4	0	5	26	17	9	0	0	0	0	0	0	0	0	0	0	0	0	0	61	28.7	35	25 to 35	70.5	9	14.8
10/03/2023	13:00	0	0	6	33	27	8	2	0	0	0	0	0	0	0	0	0	0	0	0	76	30.2	34.8	25 to 35	78.9	10	13.2
10/03/2023	14:00	1	3	4	38	29	3	0	1	0	0	0	0	0	0	0	0	0	0	0	79	29	33.6	25 to 35	84.8	4	5.1
10/03/2023	15:00	4	5	12	40	21	11	1	0	0	0	0	0	0	0	0	0	0	0	0	94	27.9	34.5	25 to 35	64.9	12	12.8
10/03/2023	16:00	2	0	3	31	30	11	1	1	0	0	0	0	0	0	0	0	0	0	0	79	30.5	35.5	25 to 35	77.2	13	16.5
10/03/2023	17:00	10	0	2	25	29	10	3	1	0	0	0	0	0	0	0	0	0	0	0	80	28.6	36	25 to 35	67.5	14	17.5
10/03/2023	18:00	1	1	2	16	18	9	2	1	1	0	0	0	0	0	0	0	0	0	0	51	31.5	37.8	25 to 35	66.7	13	25.5
10/03/2023	19:00	0	1	4	9	6	4	1	0	0	0	0	0	0	0	0	0	0	0	0	25	29.5	36.2	25 to 35	60.0	5	20.0
10/03/2023	20:00	0	0	1	13	6	6	4	0	0	0	0	0	0	0	0	0	0	0	0	30	32.1	40	25 to 35	63.3	10	33.3
10/03/2023	21:00	0	0	3	7	8	2	0	0	0	0	0	0	0	0	0	0	0	0	0	20	29.4	34.4	25 to 35	75.0	2	10.0
10/03/2023	22:00	0	0	2	10	2	1	0	0	0	0	0	0	0	0	0	0	0	0	0	15	27.9	32.5	20 to 30	80.0	1	6.7
10/03/2023	23:00	0	0	2	1	1	4	0	0	0	0	0	0	0	0	0	0	0	0	0	8	31.4	38.8	30 to 40	62.5	4	50.0
24 Hr Summary		378	24	93	391	316	120	29	10	1	0	0	0	0	0	0	0	0	0	0	1362	24	34.3	25 to 35	51.9	160	11.7

Incoming Histogram  
 Mileham 16/3/23  
 By the old school facing East

from Fri-Feb-17-2023-05-00-PM to Thu-Mar-16-2023-07-59-PM

Date	Starting Hr:min	<15	15 to <20	20 to <25	25 to <30	30 to <35	35 to <40	40 to <45	45 to <50	50 to <55	55 to <60	60 to <65	65 to <70	70 to <75	75 to <80	80 to <85	85 to <90	90 to <95	95 to <100	100 to >105	Total Counts	Avg Speed (MPH)	85pct Speed	10MPH Pace	% in pace	# of Speeders	% Speeders	
11/03/2023	00:00	0	0	0	1	3	0	3	0	0	0	0	0	0	0	0	0	0	0	0	7	35.7	43.3	25 to 35	57.1	3	42.9	
11/03/2023	01:00	0	0	0	0	0	0	0	0	0	0	0	0	0	0	0	0	0	0	0	0	0	0	*	*	*	*	
11/03/2023	02:00	0	0	1	0	0	0	0	0	0	0	0	0	0	0	0	0	0	0	0	1	22	25	15 to 25	100.0	*	*	
11/03/2023	03:00	0	0	0	0	0	0	1	0	0	0	0	0	0	0	0	0	0	0	0	1	42	45	35 to 45	100.0	1	100.0	
11/03/2023	04:00	0	0	0	1	1	0	0	0	0	0	0	0	0	0	0	0	0	0	0	2	29.5	35	25 to 35	100.0	*	*	
11/03/2023	05:00	0	0	1	4	1	0	0	0	0	0	0	0	0	0	0	0	0	0	0	6	27.2	30	20 to 30	83.3	*	*	
11/03/2023	06:00	0	0	0	5	2	0	0	0	0	0	0	0	0	0	0	0	0	0	0	7	28.4	32.5	25 to 35	100.0	*	*	
11/03/2023	07:00	0	1	1	6	7	3	0	1	0	0	0	0	0	0	0	0	0	0	0	19	30.7	36.7	25 to 35	68.4	4	21.1	
11/03/2023	08:00	0	1	0	7	8	2	2	0	0	0	0	0	0	0	0	0	0	0	0	20	31.3	37.5	25 to 35	75.0	4	20.0	
11/03/2023	09:00	*	*	*	*	*	*	*	*	*	*	*	*	*	*	*	*	*	*	*	*	*	*	*	*	*	*	*
11/03/2023	10:00	*	*	*	*	*	*	*	*	*	*	*	*	*	*	*	*	*	*	*	*	*	*	*	*	*	*	*
11/03/2023	11:00	*	*	*	*	*	*	*	*	*	*	*	*	*	*	*	*	*	*	*	*	*	*	*	*	*	*	*
11/03/2023	12:00	*	*	*	*	*	*	*	*	*	*	*	*	*	*	*	*	*	*	*	*	*	*	*	*	*	*	*
11/03/2023	13:00	*	*	*	*	*	*	*	*	*	*	*	*	*	*	*	*	*	*	*	*	*	*	*	*	*	*	*
11/03/2023	14:00	*	*	*	*	*	*	*	*	*	*	*	*	*	*	*	*	*	*	*	*	*	*	*	*	*	*	*
11/03/2023	15:00	*	*	*	*	*	*	*	*	*	*	*	*	*	*	*	*	*	*	*	*	*	*	*	*	*	*	*
11/03/2023	16:00	*	*	*	*	*	*	*	*	*	*	*	*	*	*	*	*	*	*	*	*	*	*	*	*	*	*	*
11/03/2023	17:00	*	*	*	*	*	*	*	*	*	*	*	*	*	*	*	*	*	*	*	*	*	*	*	*	*	*	*
11/03/2023	18:00	*	*	*	*	*	*	*	*	*	*	*	*	*	*	*	*	*	*	*	*	*	*	*	*	*	*	*
11/03/2023	19:00	*	*	*	*	*	*	*	*	*	*	*	*	*	*	*	*	*	*	*	*	*	*	*	*	*	*	*
11/03/2023	20:00	*	*	*	*	*	*	*	*	*	*	*	*	*	*	*	*	*	*	*	*	*	*	*	*	*	*	*
11/03/2023	21:00	*	*	*	*	*	*	*	*	*	*	*	*	*	*	*	*	*	*	*	*	*	*	*	*	*	*	*
11/03/2023	22:00	*	*	*	*	*	*	*	*	*	*	*	*	*	*	*	*	*	*	*	*	*	*	*	*	*	*	*
11/03/2023	23:00	*	*	*	*	*	*	*	*	*	*	*	*	*	*	*	*	*	*	*	*	*	*	*	*	*	*	*
24 Hr Summary		0	2	3	24	22	5	6	1	0	0	0	0	0	0	0	0	0	0	0	63	30.9	38	25 to 35	73.0	12	19.0	

Incoming Histogram

Mileham 16/3/23

By the old school facing East

from Fri-Feb-17-2023-05-00-PM to Thu-Mar-16-2023-07-59-PM

Date	Starting Hr:min	<15	15 to <20	20 to <25	25 to <30	30 to <35	35 to <40	40 to <45	45 to <50	50 to <55	55 to <60	60 to <65	65 to <70	70 to <75	75 to <80	80 to <85	85 to <90	90 to <95	95 to <100	100 to >105	Total Counts	Avg Speed (MPH)	85pct Speed	10MPH Pace	% in pace	# of Speeders	% Speeders
12/03/2023	00:00	*	*	*	*	*	*	*	*	*	*	*	*	*	*	*	*	*	*	*	*	*	*	*	*	*	*
12/03/2023	01:00	*	*	*	*	*	*	*	*	*	*	*	*	*	*	*	*	*	*	*	*	*	*	*	*	*	*
12/03/2023	02:00	*	*	*	*	*	*	*	*	*	*	*	*	*	*	*	*	*	*	*	*	*	*	*	*	*	*
12/03/2023	03:00	*	*	*	*	*	*	*	*	*	*	*	*	*	*	*	*	*	*	*	*	*	*	*	*	*	*
12/03/2023	04:00	*	*	*	*	*	*	*	*	*	*	*	*	*	*	*	*	*	*	*	*	*	*	*	*	*	*
12/03/2023	05:00	*	*	*	*	*	*	*	*	*	*	*	*	*	*	*	*	*	*	*	*	*	*	*	*	*	*
12/03/2023	06:00	*	*	*	*	*	*	*	*	*	*	*	*	*	*	*	*	*	*	*	*	*	*	*	*	*	*
12/03/2023	07:00	*	*	*	*	*	*	*	*	*	*	*	*	*	*	*	*	*	*	*	*	*	*	*	*	*	*
12/03/2023	08:00	*	*	*	*	*	*	*	*	*	*	*	*	*	*	*	*	*	*	*	*	*	*	*	*	*	*
12/03/2023	09:00	*	*	*	*	*	*	*	*	*	*	*	*	*	*	*	*	*	*	*	*	*	*	*	*	*	*
12/03/2023	10:00	*	*	*	*	*	*	*	*	*	*	*	*	*	*	*	*	*	*	*	*	*	*	*	*	*	*
12/03/2023	11:00	0	0	1	9	8	1	1	0	0	0	0	0	0	0	0	0	0	0	0	20	30.3	34.4	25 to 35	85.0	2	10.0
12/03/2023	12:00	0	2	9	14	17	8	1	0	0	0	0	0	0	0	0	0	0	0	0	51	29.5	35.6	25 to 35	60.8	9	17.6
12/03/2023	13:00	0	1	5	26	22	10	1	0	0	0	0	0	0	0	0	0	0	0	0	65	30.2	35.5	25 to 35	73.8	11	16.9
12/03/2023	14:00	1	1	3	35	15	11	4	0	0	0	0	0	0	0	0	0	0	0	0	70	30.2	37.3	25 to 35	71.4	15	21.4
12/03/2023	15:00	1	0	6	28	28	8	1	1	0	1	0	0	0	0	0	0	0	0	0	74	30.6	35	25 to 35	75.7	11	14.9
12/03/2023	16:00	0	2	3	30	19	6	1	0	0	0	0	0	0	0	0	0	0	0	0	61	29.5	34.5	25 to 35	80.3	7	11.5
12/03/2023	17:00	0	0	3	10	14	6	3	0	0	0	0	0	0	0	0	0	0	0	0	36	31.8	38.3	25 to 35	66.7	9	25.0
12/03/2023	18:00	0	0	3	8	12	10	2	0	0	0	0	0	0	0	0	0	0	0	0	35	32.2	38.5	30 to 40	62.9	12	34.3
12/03/2023	19:00	0	1	0	4	1	3	2	0	0	0	0	0	0	0	0	0	0	0	0	11	32.1	40	25 to 35	45.5	5	45.5
12/03/2023	20:00	0	0	0	2	2	3	0	0	0	0	0	0	0	0	0	0	0	0	0	7	32.9	38.3	30 to 40	71.4	3	42.9
12/03/2023	21:00	0	0	0	2	0	1	1	0	0	0	0	0	0	0	0	0	0	0	0	4	33.3	40	20 to 30	50.0	2	50.0
12/03/2023	22:00	0	0	0	0	1	1	0	0	0	0	0	0	0	0	0	0	0	0	0	2	34.5	40	30 to 40	100.0	1	50.0
12/03/2023	23:00	0	0	0	0	0	2	0	0	0	0	0	0	0	0	0	0	0	0	0	2	37	40	30 to 40	100.0	2	100.0
24 Hr Summary		2	7	33	168	139	70	17	1	0	1	0	0	0	0	0	0	0	0	0	438	30.5	36.6	25 to 35	70.1	89	20.3



Incoming Histogram  
 Mileham 16/3/23  
 By the old school facing East  
 from Fri-Feb-17-2023-05-00-PM to Thu-Mar-16-2023-07-59-PM

Date	Starting Hr:min	<15	15 to <20	20 to <25	25 to <30	30 to <35	35 to <40	40 to <45	45 to <50	50 to <55	55 to <60	60 to <65	65 to <70	70 to <75	75 to <80	80 to <85	85 to <90	90 to <95	95 to <100	100 to >105	Total Counts	Avg Speed (MPH)	85pct Speed	10MPH Pace	% in pace	# of Speeders	% Speeders
13/03/2023	00:00	0	0	0	0	1	0	0	0	0	0	0	0	0	0	0	0	0	0	0	1	32	35	25 to 35	100.0	*	*
13/03/2023	01:00	0	0	0	0	0	1	0	0	0	0	0	0	0	0	0	0	0	0	0	1	37	40	30 to 40	100.0	1	100.0
13/03/2023	02:00	0	0	0	0	0	0	0	0	0	0	0	0	0	0	0	0	0	0	0	0	0	0	*	*	*	*
13/03/2023	03:00	0	0	0	0	0	1	0	0	0	0	0	0	0	0	0	0	0	0	0	1	37	40	30 to 40	100.0	1	100.0
13/03/2023	04:00	0	0	0	0	0	1	0	0	0	0	0	0	0	0	0	0	0	0	0	1	37	40	30 to 40	100.0	1	100.0
13/03/2023	05:00	0	0	0	2	5	3	1	0	0	0	0	0	0	0	0	0	0	0	0	11	33.6	38.3	30 to 40	72.7	4	36.4
13/03/2023	06:00	0	0	0	9	7	8	2	0	0	0	0	0	0	0	0	0	0	0	0	26	32.8	38.8	25 to 35	61.5	10	38.5
13/03/2023	07:00	5	2	8	29	25	8	4	1	0	0	0	0	0	0	0	0	0	0	0	82	29	35.6	25 to 35	65.9	13	15.9
13/03/2023	08:00	2	3	10	54	36	3	0	0	0	0	0	0	0	0	0	0	0	0	0	108	28.4	33.2	25 to 35	83.3	3	2.8
13/03/2023	09:00	1	2	9	30	17	5	0	0	0	0	0	0	0	0	0	0	0	0	0	64	28.1	33.5	25 to 35	73.4	5	7.8
13/03/2023	10:00	0	3	3	38	17	2	1	0	0	0	0	0	0	0	0	0	0	0	0	64	28.6	32.9	25 to 35	85.9	3	4.7
13/03/2023	11:00	7	4	9	23	27	4	2	2	0	0	0	0	0	0	0	0	0	0	0	78	28	34.3	25 to 35	64.1	8	10.3
13/03/2023	12:00	0	3	9	29	16	8	0	0	0	0	0	0	0	0	0	0	0	0	0	65	28.6	34.4	25 to 35	69.2	8	12.3
13/03/2023	13:00	1	1	6	24	22	6	0	0	0	0	0	0	0	0	0	0	0	0	0	60	29.2	34.3	25 to 35	76.7	6	10.0
13/03/2023	14:00	1	1	11	20	14	9	0	0	0	0	0	0	0	0	0	0	0	0	0	56	28.7	35.6	25 to 35	60.7	9	16.1
13/03/2023	15:00	2	0	11	42	30	5	4	0	0	0	0	0	0	0	0	0	0	0	0	94	29.2	34.2	25 to 35	76.6	9	9.6
13/03/2023	16:00	2	1	4	38	40	7	4	0	0	0	0	0	0	0	0	0	0	0	0	96	30.1	34.6	25 to 35	81.3	11	11.5
13/03/2023	17:00	1	1	7	34	31	6	2	0	0	0	0	0	0	0	0	0	0	0	0	82	29.6	34.4	25 to 35	79.3	8	9.8
13/03/2023	18:00	0	3	3	23	12	12	1	0	1	0	0	0	0	0	0	0	0	0	0	55	30.5	37.5	25 to 35	63.6	14	25.5
13/03/2023	19:00	0	0	2	4	7	4	1	0	1	0	0	0	0	0	0	0	0	0	0	19	32.7	38.8	25 to 35	57.9	6	31.6
13/03/2023	20:00	0	0	0	5	1	2	1	0	1	0	0	0	0	0	0	0	0	0	0	10	33.7	40	25 to 35	60.0	4	40.0
13/03/2023	21:00	0	0	3	4	5	3	0	0	0	0	0	0	0	0	0	0	0	0	0	15	29.8	36.7	25 to 35	60.0	3	20.0
13/03/2023	22:00	0	0	0	3	3	0	2	2	0	0	0	0	0	0	0	0	0	0	0	10	35.7	45	25 to 35	60.0	4	40.0
13/03/2023	23:00	0	0	1	2	0	0	0	0	0	0	0	0	0	0	0	0	0	0	0	3	25.7	30	20 to 30	100.0	*	*
24 Hr Summary		22	24	96	413	316	98	25	5	3	0	0	0	0	0	0	0	0	0	0	1002	29.4	34.7	25 to 35	72.8	131	13.1

Incoming Histogram  
 Mileham 16/3/23  
 By the old school facing East  
 from Fri-Feb-17-2023-05-00-PM to Thu-Mar-16-2023-07-59-PM

Date	Starting Hr:min	<15	15 to <20	20 to <25	25 to <30	30 to <35	35 to <40	40 to <45	45 to <50	50 to <55	55 to <60	60 to <65	65 to <70	70 to <75	75 to <80	80 to <85	85 to <90	90 to <95	95 to <100	100 to >105	Total Counts	Avg Speed (MPH)	85pct Speed	10MPH Pace	% in pace	# of Speeders	% Speeders	
14/03/2023	00:00	0	0	1	0	1	0	0	0	0	0	0	0	0	0	0	0	0	0	0	2	27	35	15 to 25	50.0	*	*	
14/03/2023	01:00	0	0	0	0	0	0	0	0	0	0	0	0	0	0	0	0	0	0	0	0	0	0	0	*	*	*	*
14/03/2023	02:00	0	0	0	0	1	0	1	0	0	0	0	0	0	0	0	0	0	0	0	2	37	45	25 to 35	50.0	1	50.0	
14/03/2023	03:00	0	0	0	0	0	0	1	0	0	0	0	0	0	0	0	0	0	0	0	1	42	45	35 to 45	100.0	1	100.0	
14/03/2023	04:00	0	0	0	1	1	2	0	0	0	0	0	0	0	0	0	0	0	0	0	4	33.3	37.5	30 to 40	75.0	2	50.0	
14/03/2023	05:00	0	0	0	3	4	0	0	1	0	0	0	0	0	0	0	0	0	0	0	8	32.1	35	25 to 35	87.5	1	12.5	
14/03/2023	06:00	16	0	0	2	2	2	0	0	0	0	0	0	0	0	0	0	0	0	0	22	14.2	32.5	0 to 10	72.7	2	9.1	
14/03/2023	07:00	*	*	*	*	*	*	*	*	*	*	*	*	*	*	*	*	*	*	*	*	*	*	*	*	*	*	*
14/03/2023	08:00	*	*	*	*	*	*	*	*	*	*	*	*	*	*	*	*	*	*	*	*	*	*	*	*	*	*	*
14/03/2023	09:00	*	*	*	*	*	*	*	*	*	*	*	*	*	*	*	*	*	*	*	*	*	*	*	*	*	*	*
14/03/2023	10:00	*	*	*	*	*	*	*	*	*	*	*	*	*	*	*	*	*	*	*	*	*	*	*	*	*	*	*
14/03/2023	11:00	*	*	*	*	*	*	*	*	*	*	*	*	*	*	*	*	*	*	*	*	*	*	*	*	*	*	*
14/03/2023	12:00	*	*	*	*	*	*	*	*	*	*	*	*	*	*	*	*	*	*	*	*	*	*	*	*	*	*	*
14/03/2023	13:00	*	*	*	*	*	*	*	*	*	*	*	*	*	*	*	*	*	*	*	*	*	*	*	*	*	*	*
14/03/2023	14:00	*	*	*	*	*	*	*	*	*	*	*	*	*	*	*	*	*	*	*	*	*	*	*	*	*	*	*
14/03/2023	15:00	*	*	*	*	*	*	*	*	*	*	*	*	*	*	*	*	*	*	*	*	*	*	*	*	*	*	*
14/03/2023	16:00	*	*	*	*	*	*	*	*	*	*	*	*	*	*	*	*	*	*	*	*	*	*	*	*	*	*	*
14/03/2023	17:00	*	*	*	*	*	*	*	*	*	*	*	*	*	*	*	*	*	*	*	*	*	*	*	*	*	*	*
14/03/2023	18:00	*	*	*	*	*	*	*	*	*	*	*	*	*	*	*	*	*	*	*	*	*	*	*	*	*	*	*
14/03/2023	19:00	*	*	*	*	*	*	*	*	*	*	*	*	*	*	*	*	*	*	*	*	*	*	*	*	*	*	*
14/03/2023	20:00	*	*	*	*	*	*	*	*	*	*	*	*	*	*	*	*	*	*	*	*	*	*	*	*	*	*	*
14/03/2023	21:00	*	*	*	*	*	*	*	*	*	*	*	*	*	*	*	*	*	*	*	*	*	*	*	*	*	*	*
14/03/2023	22:00	*	*	*	*	*	*	*	*	*	*	*	*	*	*	*	*	*	*	*	*	*	*	*	*	*	*	*
14/03/2023	23:00	*	*	*	*	*	*	*	*	*	*	*	*	*	*	*	*	*	*	*	*	*	*	*	*	*	*	*
24 Hr Summary		16	0	1	6	9	4	2	1	0	0	0	0	0	0	0	0	0	0	0	39	22.4	36.2	0 to 10	41.0	7	17.9	

Incoming Histogram

Mileham 16/3/23

By the old school facing East

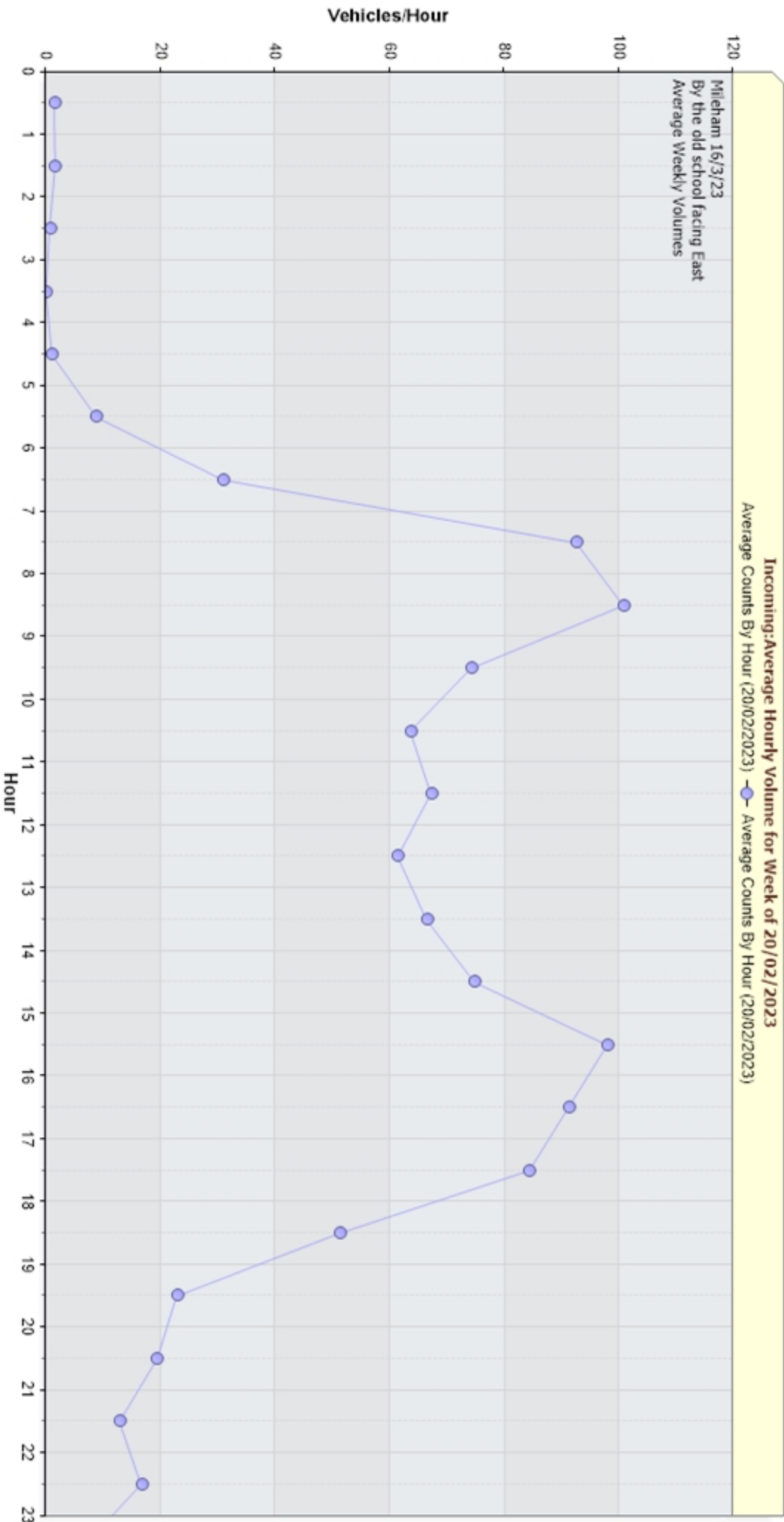
from Fri-Feb-17-2023-05-00-PM to Thu-Mar-16-2023-07-59-PM

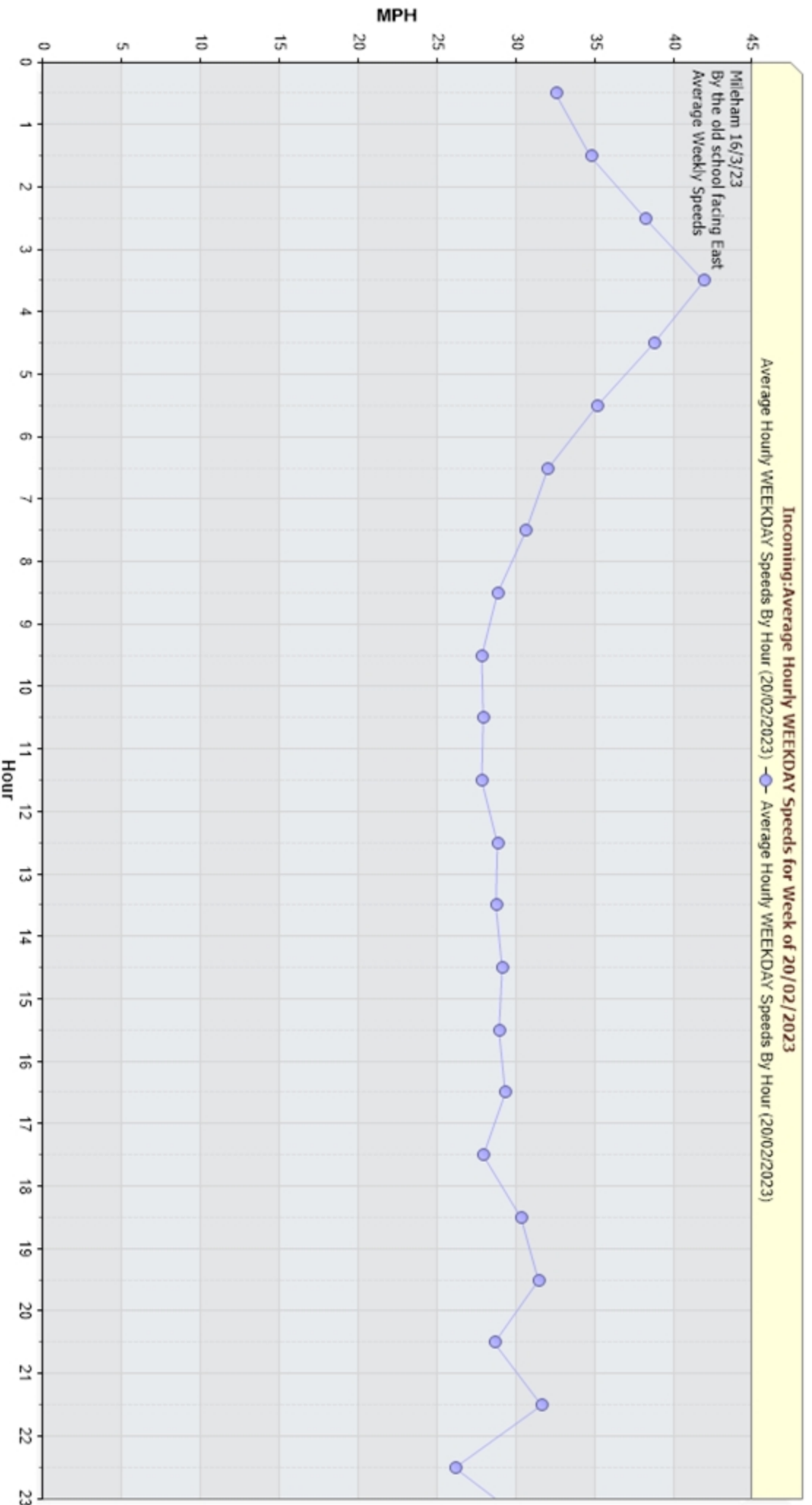
Date	Starting Hr:min	<15	15 to <20	20 to <25	25 to <30	30 to <35	35 to <40	40 to <45	45 to <50	50 to <55	55 to <60	60 to <65	65 to <70	70 to <75	75 to <80	80 to <85	85 to <90	90 to <95	95 to <100	100 to >105	Total Counts	Avg Speed (MPH)	85pct Speed	10MPH Pace	% in pace	# of Speeders	% Speeders	
15/03/2023	00:00	*	*	*	*	*	*	*	*	*	*	*	*	*	*	*	*	*	*	*	*	*	*	*	*	*	*	
15/03/2023	01:00	*	*	*	*	*	*	*	*	*	*	*	*	*	*	*	*	*	*	*	*	*	*	*	*	*	*	
15/03/2023	02:00	*	*	*	*	*	*	*	*	*	*	*	*	*	*	*	*	*	*	*	*	*	*	*	*	*	*	
15/03/2023	03:00	*	*	*	*	*	*	*	*	*	*	*	*	*	*	*	*	*	*	*	*	*	*	*	*	*	*	
15/03/2023	04:00	*	*	*	*	*	*	*	*	*	*	*	*	*	*	*	*	*	*	*	*	*	*	*	*	*	*	
15/03/2023	05:00	*	*	*	*	*	*	*	*	*	*	*	*	*	*	*	*	*	*	*	*	*	*	*	*	*	*	
15/03/2023	06:00	*	*	*	*	*	*	*	*	*	*	*	*	*	*	*	*	*	*	*	*	*	*	*	*	*	*	
15/03/2023	07:00	*	*	*	*	*	*	*	*	*	*	*	*	*	*	*	*	*	*	*	*	*	*	*	*	*	*	
15/03/2023	08:00	*	*	*	*	*	*	*	*	*	*	*	*	*	*	*	*	*	*	*	*	*	*	*	*	*	*	
15/03/2023	09:00	*	*	*	*	*	*	*	*	*	*	*	*	*	*	*	*	*	*	*	*	*	*	*	*	*	*	
15/03/2023	10:00	*	*	*	*	*	*	*	*	*	*	*	*	*	*	*	*	*	*	*	*	*	*	*	*	*	*	
15/03/2023	11:00	*	*	*	*	*	*	*	*	*	*	*	*	*	*	*	*	*	*	*	*	*	*	*	*	*	*	
15/03/2023	12:00	*	*	*	*	*	*	*	*	*	*	*	*	*	*	*	*	*	*	*	*	*	*	*	*	*	*	
15/03/2023	13:00	*	*	*	*	*	*	*	*	*	*	*	*	*	*	*	*	*	*	*	*	*	*	*	*	*	*	
15/03/2023	14:00	*	*	*	*	*	*	*	*	*	*	*	*	*	*	*	*	*	*	*	*	*	*	*	*	*	*	
15/03/2023	15:00	*	*	*	*	*	*	*	*	*	*	*	*	*	*	*	*	*	*	*	*	*	*	*	*	*	*	
15/03/2023	16:00	*	*	*	*	*	*	*	*	*	*	*	*	*	*	*	*	*	*	*	*	*	*	*	*	*	*	
15/03/2023	17:00	*	*	*	*	*	*	*	*	*	*	*	*	*	*	*	*	*	*	*	*	*	*	*	*	*	*	
15/03/2023	18:00	*	*	*	*	*	*	*	*	*	*	*	*	*	*	*	*	*	*	*	*	*	*	*	*	*	*	
15/03/2023	19:00	*	*	*	*	*	*	*	*	*	*	*	*	*	*	*	*	*	*	*	*	*	*	*	*	*	*	
15/03/2023	20:00	*	*	*	*	*	*	*	*	*	*	*	*	*	*	*	*	*	*	*	*	*	*	*	*	*	*	
15/03/2023	21:00	*	*	*	*	*	*	*	*	*	*	*	*	*	*	*	*	*	*	*	*	*	*	*	*	*	*	
15/03/2023	22:00	*	*	*	*	*	*	*	*	*	*	*	*	*	*	*	*	*	*	*	*	*	*	*	*	*	*	
15/03/2023	23:00	*	*	*	*	*	*	*	*	*	*	*	*	*	*	*	*	*	*	*	*	*	*	*	*	*	*	
24 Hr Summary		0	0	0	0	0	0	0	0	0	0	0	0	0	0	0	0	0	0	0	0	0	NaN	0	*	*	*	*

Incoming Histogram  
 Mileham 16/3/23  
 By the old school facing East

from Fri-Feb-17-2023-05-00-PM to Thu-Mar-16-2023-07-59-PM

Date	Starting Hr:min	<15	15 to <20	20 to <25	25 to <30	30 to <35	35 to <40	40 to <45	45 to <50	50 to <55	55 to <60	60 to <65	65 to <70	70 to <75	75 to <80	80 to <85	85 to <90	90 to <95	95 to <100	100 to >105	Total Counts	Avg Speed (MPH)	85pct Speed	10MPH Pace	% in pace	# of Speeders	% Speeders	
16/03/2023	00:00	*	*	*	*	*	*	*	*	*	*	*	*	*	*	*	*	*	*	*	*	*	*	*	*	*	*	
16/03/2023	01:00	*	*	*	*	*	*	*	*	*	*	*	*	*	*	*	*	*	*	*	*	*	*	*	*	*	*	
16/03/2023	02:00	*	*	*	*	*	*	*	*	*	*	*	*	*	*	*	*	*	*	*	*	*	*	*	*	*	*	
16/03/2023	03:00	*	*	*	*	*	*	*	*	*	*	*	*	*	*	*	*	*	*	*	*	*	*	*	*	*	*	
16/03/2023	04:00	*	*	*	*	*	*	*	*	*	*	*	*	*	*	*	*	*	*	*	*	*	*	*	*	*	*	
16/03/2023	05:00	*	*	*	*	*	*	*	*	*	*	*	*	*	*	*	*	*	*	*	*	*	*	*	*	*	*	
16/03/2023	06:00	*	*	*	*	*	*	*	*	*	*	*	*	*	*	*	*	*	*	*	*	*	*	*	*	*	*	
16/03/2023	07:00	*	*	*	*	*	*	*	*	*	*	*	*	*	*	*	*	*	*	*	*	*	*	*	*	*	*	
16/03/2023	08:00	*	*	*	*	*	*	*	*	*	*	*	*	*	*	*	*	*	*	*	*	*	*	*	*	*	*	
16/03/2023	09:00	*	*	*	*	*	*	*	*	*	*	*	*	*	*	*	*	*	*	*	*	*	*	*	*	*	*	
16/03/2023	10:00	*	*	*	*	*	*	*	*	*	*	*	*	*	*	*	*	*	*	*	*	*	*	*	*	*	*	
16/03/2023	11:00	*	*	*	*	*	*	*	*	*	*	*	*	*	*	*	*	*	*	*	*	*	*	*	*	*	*	
16/03/2023	12:00	*	*	*	*	*	*	*	*	*	*	*	*	*	*	*	*	*	*	*	*	*	*	*	*	*	*	
16/03/2023	13:00	*	*	*	*	*	*	*	*	*	*	*	*	*	*	*	*	*	*	*	*	*	*	*	*	*	*	
16/03/2023	14:00	*	*	*	*	*	*	*	*	*	*	*	*	*	*	*	*	*	*	*	*	*	*	*	*	*	*	
16/03/2023	15:00	*	*	*	*	*	*	*	*	*	*	*	*	*	*	*	*	*	*	*	*	*	*	*	*	*	*	
16/03/2023	16:00	*	*	*	*	*	*	*	*	*	*	*	*	*	*	*	*	*	*	*	*	*	*	*	*	*	*	
16/03/2023	17:00	*	*	*	*	*	*	*	*	*	*	*	*	*	*	*	*	*	*	*	*	*	*	*	*	*	*	
16/03/2023	18:00	*	*	*	*	*	*	*	*	*	*	*	*	*	*	*	*	*	*	*	*	*	*	*	*	*	*	
16/03/2023	19:00	0	0	0	0	0	0	0	0	0	0	0	0	0	0	0	0	0	0	0	0	0	0	0	*	*	*	
16/03/2023	20:00	*	*	*	*	*	*	*	*	*	*	*	*	*	*	*	*	*	*	*	*	*	*	*	*	*	*	*
16/03/2023	21:00	*	*	*	*	*	*	*	*	*	*	*	*	*	*	*	*	*	*	*	*	*	*	*	*	*	*	*
16/03/2023	22:00	*	*	*	*	*	*	*	*	*	*	*	*	*	*	*	*	*	*	*	*	*	*	*	*	*	*	*
16/03/2023	23:00	*	*	*	*	*	*	*	*	*	*	*	*	*	*	*	*	*	*	*	*	*	*	*	*	*	*	*
24 Hr Summary		0	0	0	0	0	0	0	0	0	0	0	0	0	0	0	0	0	0	0	0	0	NaN	0	*	*	*	



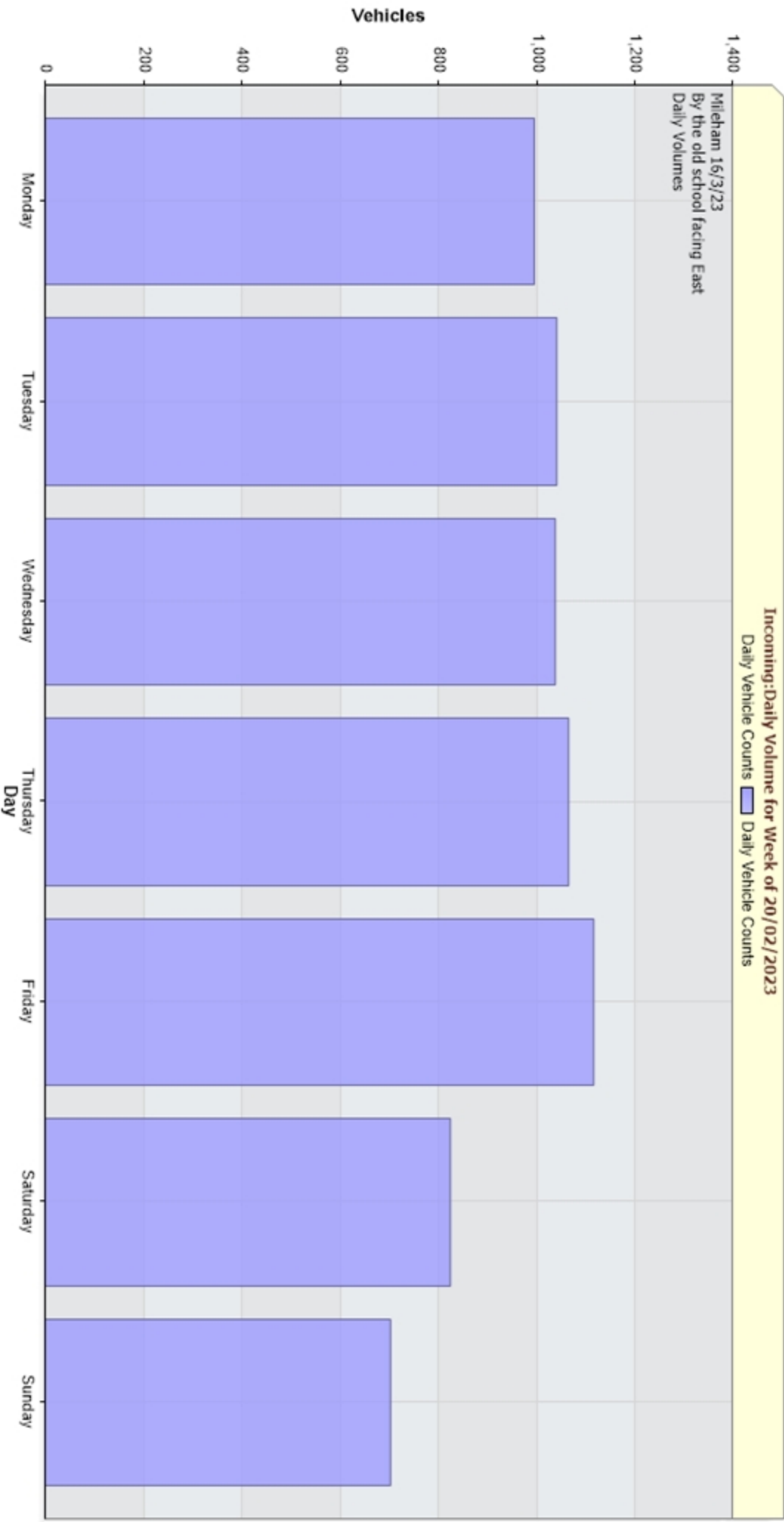


Milham 16/3/23  
 By the old school facing East  
 Average Weekly Speeds

**Incoming: Average Hourly WEEKDAY Speeds for Week of 20/02/2023**  
 Average Hourly WEEKDAY Speeds By Hour (20/02/2023)

MPH

Hour



Milham 16/3/23  
 By the old school facing East  
 Daily Volumes

Vehicles

Monday

Tuesday

Wednesday

Thursday  
 Day

Friday

Saturday

Sunday

1,400

1,200

1,000

800

600

400

200

0